



Certification report | Zertifizierungsbericht

Passive House Institute

Building system Bausystem



for cool, temperate climate
für kühl-gemäßigtes Klima

Product | Produkt:

ECOCOCON Straw Panels

Client | Auftraggeber:

ECOCOCON Ltd.

Construction | Konstruktion

**Lightweight timber Construction |
Holzleichtbau**

Contact person
Ansprechpartner
Website

Bjorn Kierulf
+421905313078 info@ecococon.lt
www.ecococon.eu

Date | Datum:

25.01.2016

Author | Autor:

Dr.-Ing. Benjamin Krick

+49.6151.82699.0
mail@passiv.de
www.passiv.de

Passive House Institute
Rheinstraße 44/46
64283 Darmstadt
GERMANY

Content | Inhalt

1	Introduction <i>Einleitung</i>	3
2	Description of the certified system <i>Systembeschreibung</i>	4
2.1	Opaque building envelop <i>Opake Gebäudehülle</i>	4
2.2	Windows <i>Fenster</i>	4
2.3	Airtightness concept <i>Luftdichtheitskonzept</i>	4
3	Evaluation <i>Bewertung</i>	4
4	Summary of the results <i>Zusammenfassung der Ergebnisse</i>	5
5	Using the results in the PHPP <i>Verwendung der Ergebnisse im PHPP</i>	6
6	Legal information <i>Rechtliche Hinweise</i>	6
Appendix 1:	U-Values, equivalent conductivities U-Werte, äquivalente Wärmeleitfähigkeiten	
Appendix 2:	Thermal simulations Wärmestromsimulation	
Appendix 3:	Manufacturers drawings Zeichnungen des Herstellers	



1 Introduction | Einleitung

Because a separate heating system is not necessarily required in Passive Houses, high demands are placed on the quality of the building components used. The colder the climate, the higher the requirements for the components. To cover this, PHI has identified regions of similar requirements, and defined certification criteria. These criteria are available for free download at the website of the Passive House Institute.

If the below summarized requirements are met and a well-designed airtightness layer is proved, the label "Certified Passive House Component" can be awarded by the Passive House Institute (PHI)

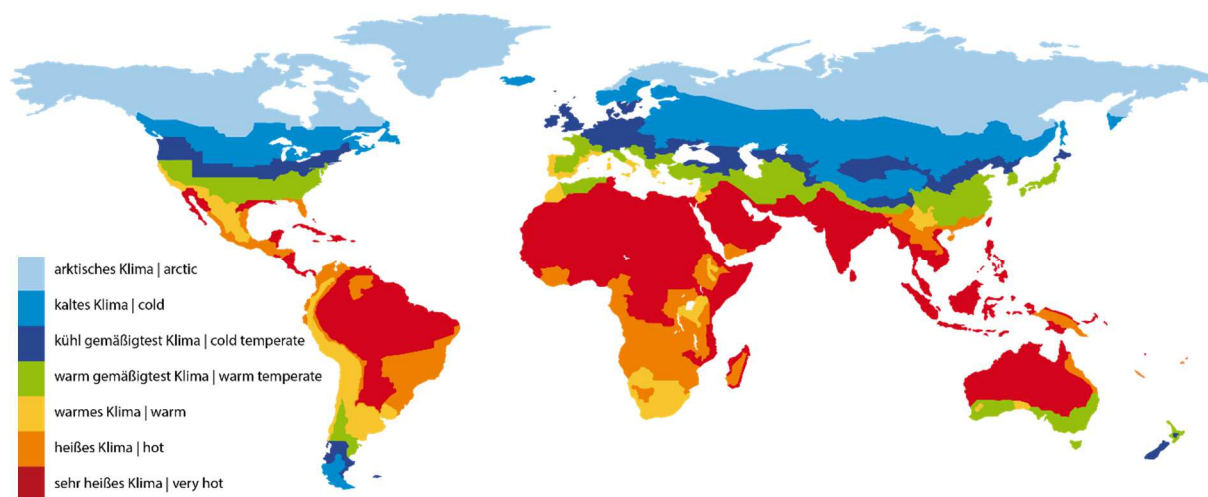
Passivhäuser stellen aufgrund der Möglichkeit, auf ein separates Heizsystem zu verzichten, hohe Anforderungen an die Qualität der verwendeten Bauteile. Dabei steigen die Anforderungen, je kälter das Klima ist. Darum hat das Passivhaus Institut Regionen gleicher Anforderung identifiziert und für diese Zertifizierungskriterien festgelegt. Die Kriterien sind auf der Homepage des Passivhaus Instituts als kostenfreier Download verfügbar.

Werden die unten zusammengefassten Anforderungen erreicht und ist eine gut geplante luftdichte Ebene nachgewiesen, kann ein Produkt als "Zertifizierte Passivhaus Komponente" ausgezeichnet werden.

Table 1: Adequate certification criteria

Climate zone	Hygiene criterion $f_{Rsi=0.25 \text{ m}^2\text{KW}} \geq^3$	Comfort criterion U-value of the installed window ¹ \leq	Efficiency criteria		
			U-value opaque to ambient $U_{\text{opaque}} * f_{PHI}^2 \leq$	Purely opaque details $f_{Rsi=0.25 \text{ m}^2\text{KW}} \geq$	Absence of thermal bridges $\Psi_a \leq^4$
	[-]	[W/(m ² K)]	[W/(m ² K)]	[-]	[W/(mK)]
1 Arctic	0.80	0.45 (0.35)	0.09	0.90	0.01
2 Cold	0.75	0.65 (0.52)	0.12	0.88	
3 Cool, temperate	0.70	0.85 (0.70)	0.15	0.86	
4 Warm, temperate	0.65	1.05 (0.90)	0.25	0.82	

1 applies for vertical windows with a test size of 1.23*1.48 m. The criteria for other transparent building components can be taken from the relevant certification criteria. Value in brackets: respective reference glazing.
 2 $f_{R, PHI}$: Reduction factor: always 1, exception: areas in contact with the ground and towards the unheated basement: 0.6
 4 as a thermal bridge loss coefficient based on external dimensions and length. Specific constructions such as inner edges are exempted from this criterion.



2 Description of the certified system | Systembeschreibung

2.1 Opaque building envelop | Opake Gebäudehülle

Modular Straw-Timber frame Construction. Thickness of straw panels is always 40cm. The straw is pressed homogenously at 110kg/m³ in a double wooden loadbearing timber frame 45x95mm. Top and bottom of the panels are covered with plywood. The flat, cut straw surface is visible inside and outside and when connecting the panels to each other. Clay plaster can be applied directly to the straw on the inside. The outside is covered with an airtight membrane (see below) and a wood fiber board. The wood fiber board can be plastered or a ventilated facade can be installed.

The system is based on an external insulated floor slab.

2.2 Windows | Fenster

The certification was done with the window smartwin solar I, which is a very slim pA-class window with triple 18 mm argon glazing, Swisspacer Ultimate spacer bar with PU secondary seal.

In No. 01, the window is installed in the center of the wall.

In No. 02, it is installed in flush with the exterior plaster.

In No. 03, the windows are installed right at the inner edge, see certification report.

2.3 Airtightness concept | Luftdichtheitskonzept

A diffusion open, but airtight membrane with $sd < 0,2m$ is wrapped on the outside of the straw during construction. The membrane doubles as quick weather protection during construction. The membrane is taped to the airtight layer of the floor and roof. The membrane is later covered with wood fiber boards. The membrane is pulled to the inside at the window openings. Windows are then taped to the membrane.

Modulares Holzrahmensystem mit 40 cm starker Strohdämmung. Das Stroh wird homogen zu einer Dichte von 110 kg/m³ in eine doppelte, lasttragende Holzkonstruktion aus 45/90 mm Kanthölzern eingebracht. Der obere und untere Abschluss der Module besteht aus 12 mm Sperrholzplatten. Das geschnittene Stroh ist innen und außen sichtbar. Die Innenseite wird auf der Baustelle mit Lehm verputzt. Die Außenseite wird mit einer diffusionsoffenen Folie und mit einer Holzweichfaserplatte verkleidet. Die Weichfaserplatte kann verputzt, oder mit einer hinterlüfteten Fassade verblendet werden. Das Dach besteht aus Stegträgern mit Zellulosedämmung.

Die Zertifizierung wurde mit dem Fenster smartwin solar I, einem sehr schlanken Fenster der Klasse pA durchgeführt. Das Fenster ist mit 3-fach 18 mm Argonverglasung mit Swisspacer Ultimate und PU Sekundärdichtung ausgerüstet.

Nr. 01 bezeichnet den Einbau des Fensters in der Wandmitte.

Nr. 02 bezeichnet den Einbau bündig zum Außenputz.

In Nr. 03 wird das Fenster nahezu innenbändig eingebaut.

Eine diffusionsoffene, luftdichte Membran ($sd < 0,2 m$) wird auf die Rahmenkonstruktion aufgebracht und mit der Holzweichfaserplatte verkleidet. Die Membran wird mit Klebebändern mit der luftdichten Ebene des Daches (Ebenfalls eine Membran) und des Fußbodens verbunden. Zum Anschluss an die Fenster wird die Membran nach innen geführt und mit den Fensterrahmen verklebt.

3 Evaluation | Bewertung

The examined building system with the indicated details meets the PHI criteria for Certified Passive House Components.

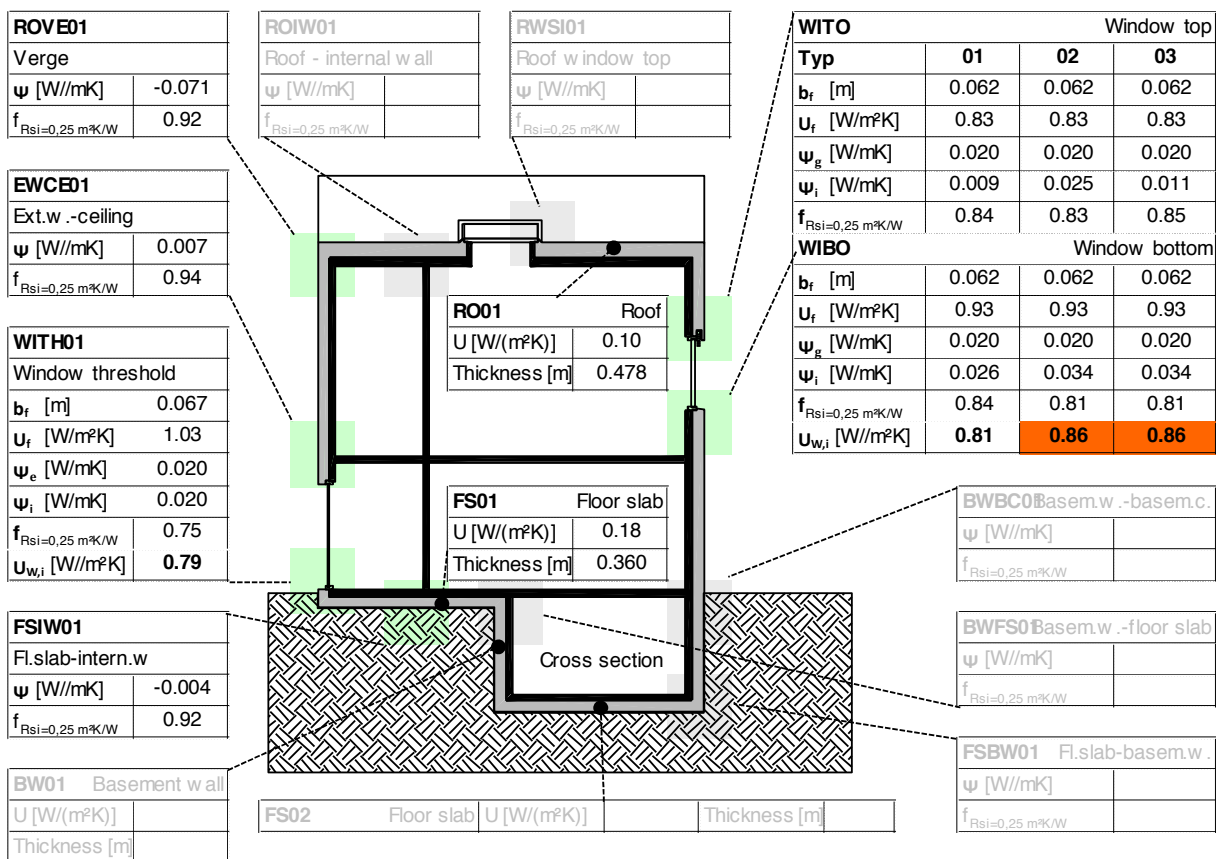
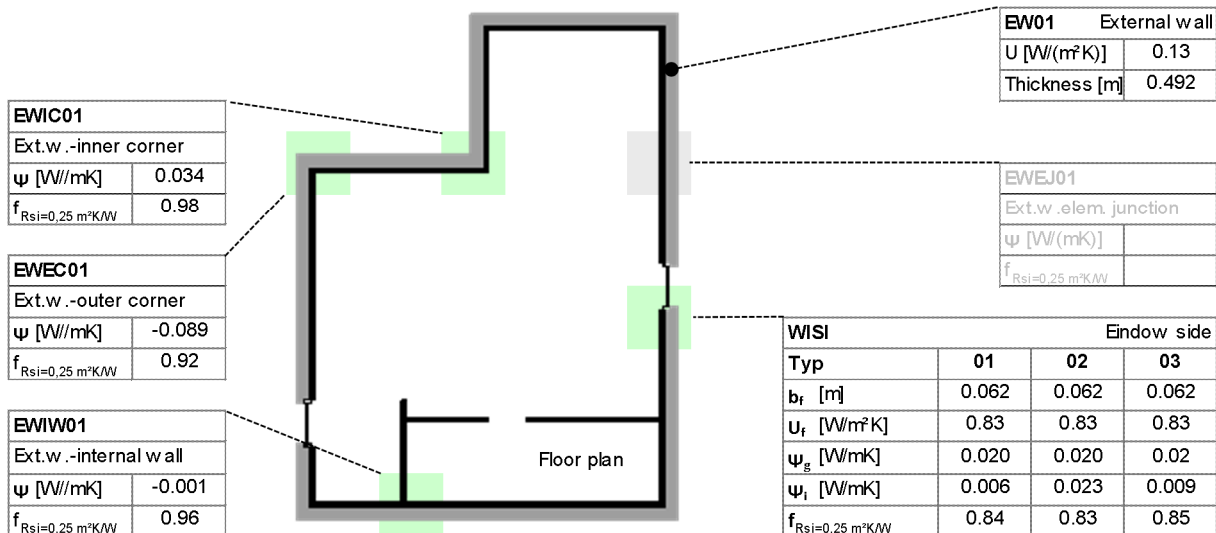
Das untersuchte Bausystem entspricht den Anforderungen an eine Zertifizierte Passivhaus Komponente.

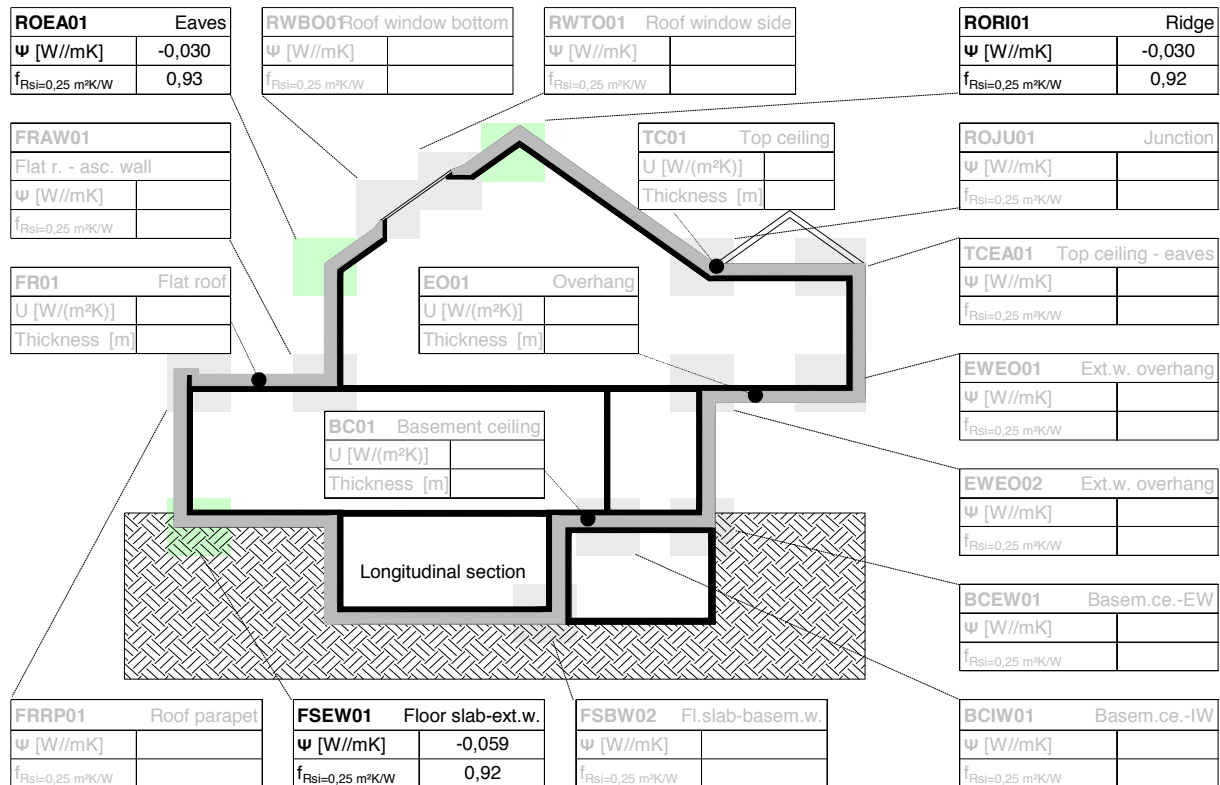


4 Summary of the results | Zusammenfassung der Ergebnisse

Thermal bridge not calculated
 Criteria achieved

Efficiency criteria not achieved
 Hygiene- or comfortcriteria not achieved





5 Using the results in the PHPP | Verwendung der Ergebnisse im PHPP

The following points are relevant for working with the here presented results in the Passive House Planning Package (PHPP):

- For the system being certified here, the thermal bridges in the regular construction of the buildings shell resulting from regularly occurring interruptions are already included in the U-values by using equivalent thermal conductivities for the materials of the interrupted layers. They do not have to be considered further.
- The results of the calculation of the linear thermal transmittance are always determined based on the external dimensions.
- Additional point thermal bridges may have to be taken into account.

Die folgenden Punkte sind für die Arbeit mit den hier zusammengefassten Ergebnissen im Passivhaus Projektierungs-Paket (PHPP):

- Die im regulären Aufbau der Bauteile vorkommenden Wärmebrücken ist über äquivalente Wärmeleitfähigkeiten der betreffenden Bauteilschichten bereits in den U-Werten der Konstruktionen erfasst und müssen nicht weiter berücksichtigt werden.
- Alle linearen Wärmebrücken gelten für den Außenmaßbezug.
- Zusätzliche punktförmige Wärmebrücken sind zu berücksichtigen.

6 Legal information | Rechtliche Hinweise

The following information should be kept in mind when planning and executing the detail solutions documented in this report:

The detail drawings in this documentation are schematic and might be to adapted for the specific constructions. Sealing of the construction against moisture and the absence of condensation as well as the

check of hydrothermal matters was not the subject of this examination. Where necessary, this should be carried out in accordance with the accepted technical standards. The responsibility for checking the above mentioned points lies with the applicant for the certification procedure and/or the user.



The present documentation does not allow conclusions to be drawn regarding other characteristics of the examined construction that may determine its performance and quality. In particular, this documentation is not a substitute for building authority approval.

The scope of the examination and accountability of the certification is limited to the testing routines with regard to compliance with the stated criteria of the Passive House Institute. A legal basis for making any claims against the Passive House Institute Darmstadt Dr. Wolfgang Feist based on the information provided in this report is excluded

Die folgenden Informationen sind bei der Planung und Ausführung der in diesem Bericht gezeigten Details zu beachten:

Die Detailzeichnungen in diesem Bericht sind schematisch und beispielhaft. Sie müssen evtl. auf die Spezifika auszuführender Gebäude angepasst werden. Hygrothermische Aspekte wurden im Rahmen dieser Zertifizierung nicht betrachtet. Wo nötig sollten diese Betrachtungen entsprechend den gültigen Regeln der Technik vorgenommen werden. Die Verantwortung der Umsetzung oben genannter Punkte obliegt dem Hersteller oder Anwender des Bausystems.

Die vorliegende Dokumentation erlaubt keine Rückschlüsse auf andere, als die überprüften Punkte. Sie stellt insbesondere keinen Ersatz für einen Bauaufsichtliche Zulassung dar.

Aus der Zertifizierung oder diesem Bericht und den darin veröffentlichten Informationen können keine Ansprüche gegen das Passivhaus Institut Darmstadt Dr. Wolfgang Feist abgeleitet werden.



Appendix 1: U-value of building assemblies

pro Passivhausfenster GmbH: smartshell reno ID: 0842ws03 for cool, temperate climate



Acronym	Building assembly description		Interior insulation?
RO01	Roof		<input type="checkbox"/>
Orientation of building element	1-Roof	Adjacent to	3-Ventilated
		interior R_{si}	0,10
		exterior R_{se}	0,10
Heat transmission resistance [m ² K/W]			
U-value determined by thermal simulation (see appendix 2)			
length of model [m]	$\Delta\theta$ [K]	thermal flux [W/m]	
0,600	30	1,8393	
U-value [W/(m²K)]			0,1022
Equivalent conductivity of inhomogeneous layers			
Material	λ [W/(mK)]	Description	length [m]
Airgap, slightly vent.	0,250	According to EN ISO 6946	0,100
Timber	0,130	According to EN ISO 10456 (500 kg/m ³)	0,100
Equivalent conductivity Airgap, slightly vent. / Timber [W/(mK)]			0,1900
U-value determined according to PHPP			
Material of Layer	λ [W/(mK)]	Description	Thickness [mm]
OSB-board	0,130	According to EN ISO 10456	25,0
Cellulose/Joist	0,0438	Iterative determined to match thermal sim.	400,0
Airgap/Timber	0,190	Equivalent conductivity of inhomogeneous layers	20,0
Airgap/Timber	0,190	Equivalent conductivity of inhomogeneous layers	20,0
Gypsum plaster board	0,250	According to EN ISO 10456	12,5
Total			47,8 cm
U-value:			0,1022 W/(m ² K)

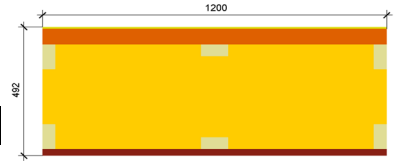
Acronym **EW01** Building assembly description **External wall** Interior insulation?

Orientation of building element **2-Wall** Adjacent to **1-Outdoor air** Heat transmission resistance [m²K/W]
 interior R_{si} **0,13** exterior R_{se} **0,04**

U-value determined by thermal simulation (see appendix 2)

length of model [m]	Δθ [K]	thermal flux [W/m]
1,200	30	4,7343

U-value [W/(m²K)]
0,1315



U-value determined according to PHPP

Material of Layer	λ [W/(mK)]	Description	Thickness [mm]
Clay plaster	0,910	According to DIN 4108-4 density 1800 kg/m³	25,0
Straw / Timber	0,0645	Itertitive determined to match thermal sim.	400
STEICO protect Typ H	0,050	According to approval Z-9.1-826	60
Lime cement plaster	1,000	According to EN ISO 10456	7
Total			49,2 cm

U-value: 0,1315 W/(m²K)

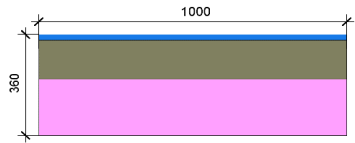
Acronym **FS01** Building assembly description **Floor slab** Interior insulation?

Orientation of building element **3-Ground** Adjacent to **2-Ground** Heat transmission resistance [m²K/W]
 interior R_{si} **0,17** exterior R_{se} **0,00**

U-value determined by thermal simulation (see appendix 2)

length of model [m]	Δθ [K]	thermal flux [W/m]
1,000	30	5,3082

U-value [W/(m²K)]
0,1769



U-value determined according to PHPP

Material of Layer	λ [W/(mK)]	Description	Thickness [mm]
Austrotherm XPS	0,037	According to Z-23.34-1552	200
Concrete 1% steel	2,300	According to ISO 10456:2007/2009	140
Artificial stone	1,300	According to ISO 10456	20
Total			36,0 cm

U-value: 0,1769 W/(m²K)



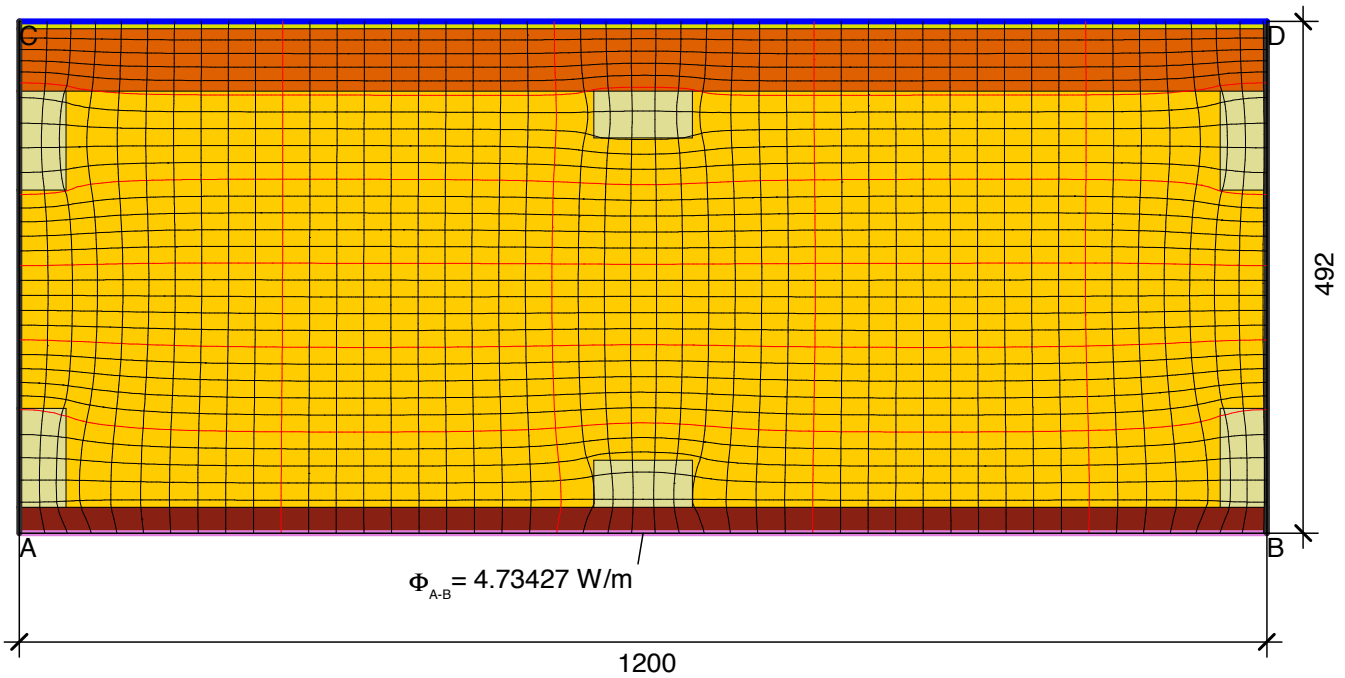
Appendix 2: Thermal simulations | Wärmestromsimulationen

Passive House Institute

Wall and roof | Wand und Dach
Constructions to ground | Erdberührte Bauteile
Windows | Fenster

Wall and roof | Wand und Dach

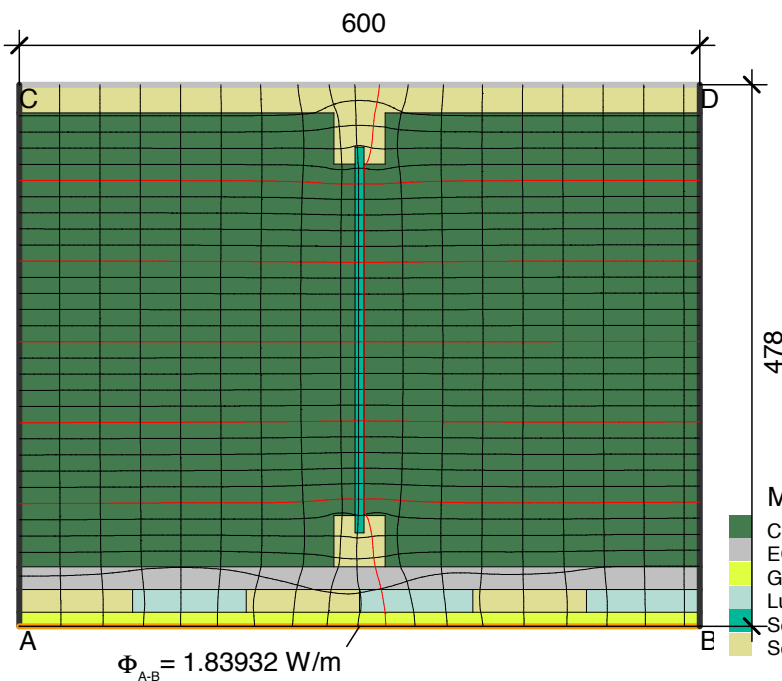




$$U_{eq\ A-B} = \frac{\Phi}{\Delta T \cdot b} = \frac{4.734}{30.000 \cdot 1.200} = 0.132\ W/(m^2 \cdot K)$$

Material	λ [W/(m·K)]
Clay plaster Lehmputz 4108-4	0.910
Lime cement plaster Kalkzement Putz	1.000
STEICO protect Typ H	0.050
Softwood, OSB Weichholz, OSB 10456	0.130
Straw compressed	0.062

Boundary Condition	q [W/m ²]	θ [°C]	R [(m ² ·K)/W]
Adiabatic	0.000		
Exterior Außen		-10.000	0.040
Interior Innen		20.000	0.130

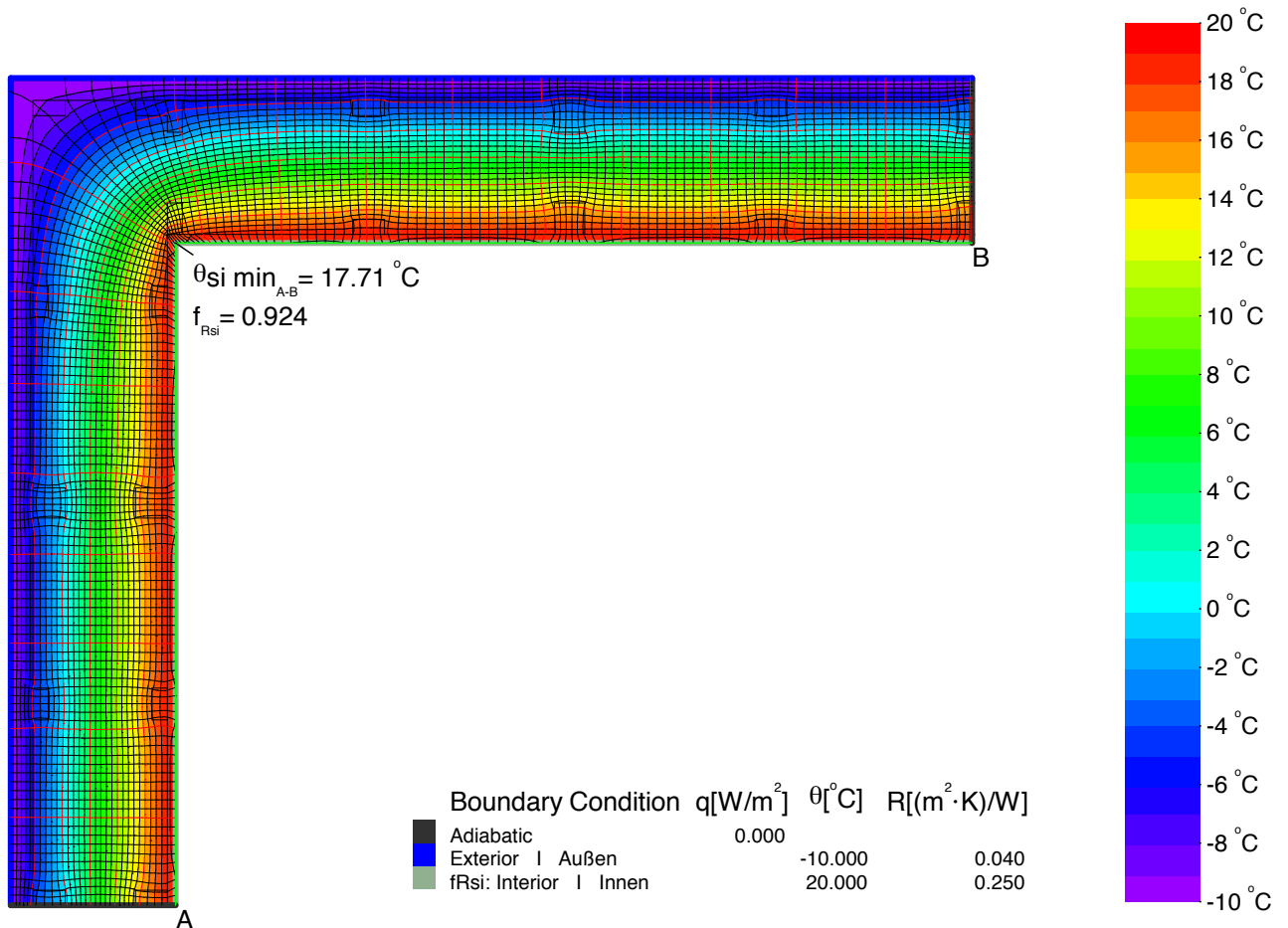
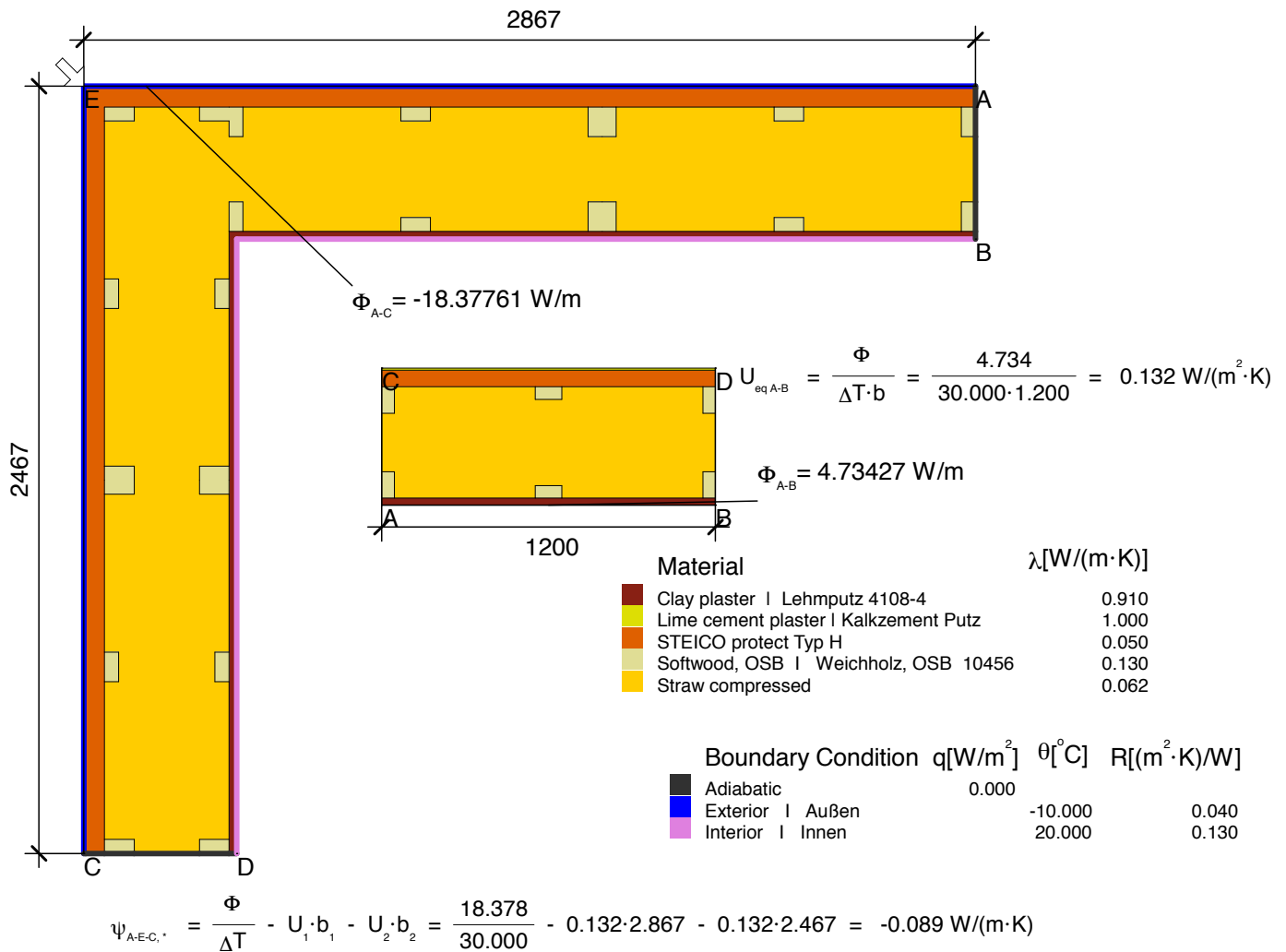


$$U_{eq\ A-B} = \frac{\Phi}{\Delta T \cdot b} = \frac{1.839}{30.000 \cdot 0.600} = 0.102\ W/(m^2 \cdot K)$$

Material	λ [W/(m·K)]
Celulose 040	0.040
EQ-airgap-roof	0.190
Gypsum board Gipskartonplatten 900 kg/m ³ 10456	0.250
Luftschicht, schwach belüftet, aufwärts, Dicke: 20 mm	0.250
Softwood flow parallel Weichholz Q parallel	0.290
Softwood, OSB Weichholz, OSB 10456	0.130

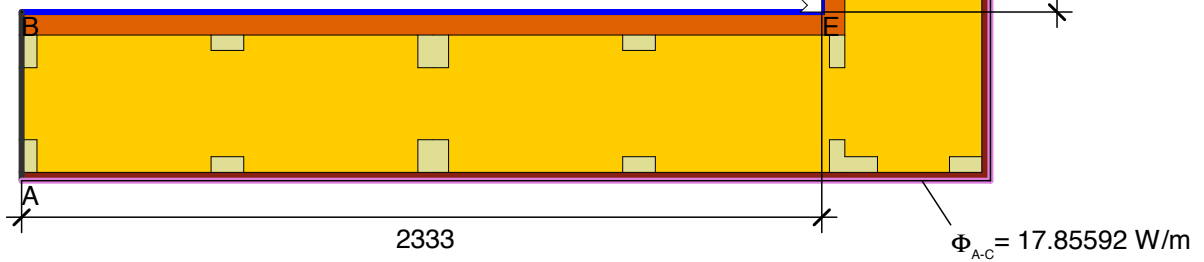
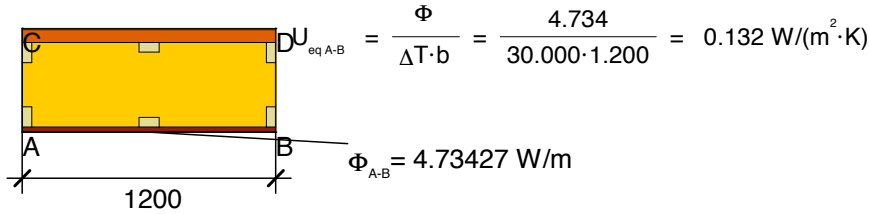
Boundary Condition	q [W/m ²]	θ [°C]	R [(m ² ·K)/W]
Adiabatic	0.000		
Exterior roof Außen Dach		-10.000	0.100
Interior up. Innen auf.		20.000	0.100





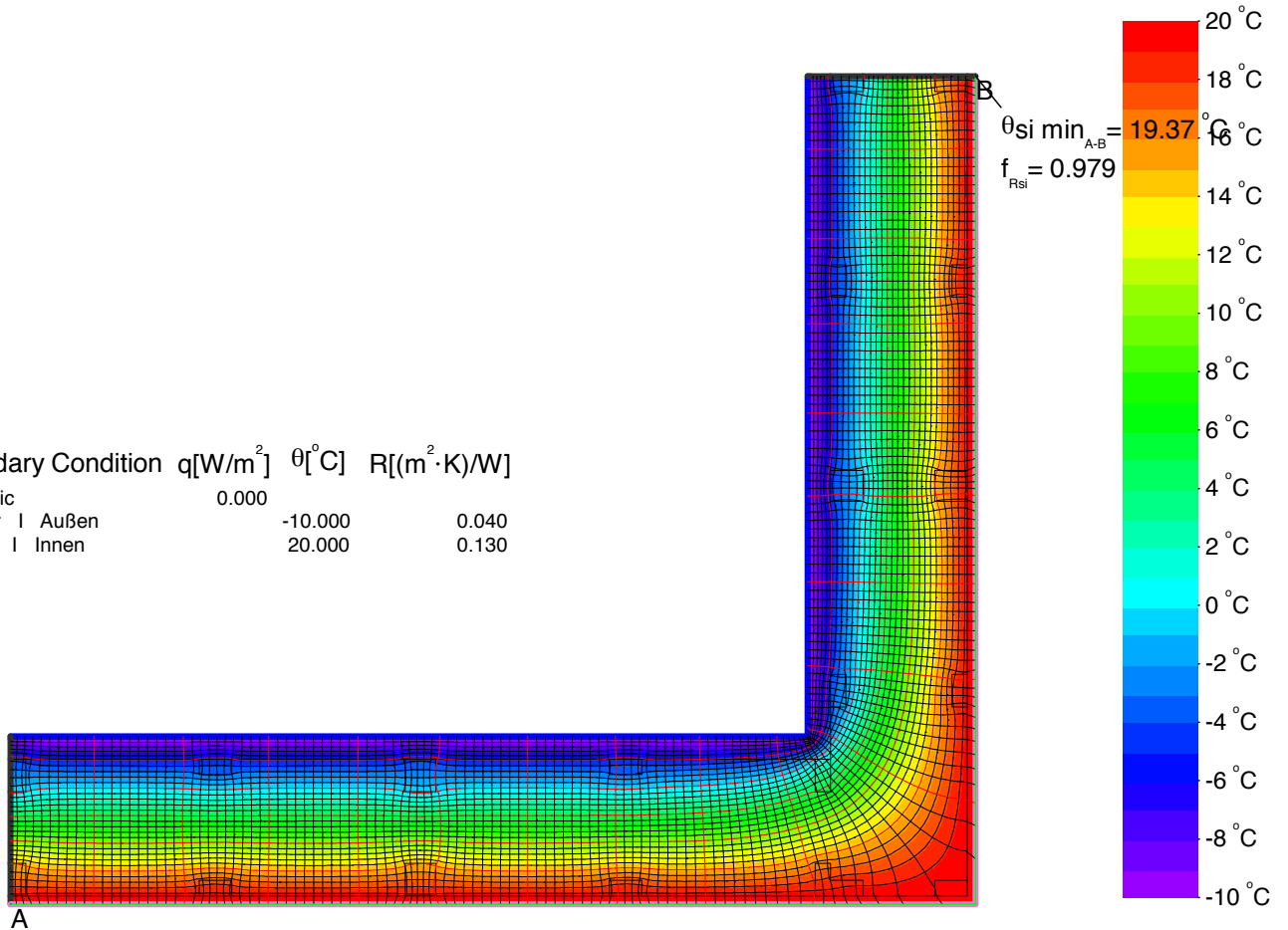
Material	λ [W/(m·K)]
Clay plaster Lehmputz 4108-4	0.910
Lime cement plaster Kalkzement Putz	1.000
STEICO protect Typ H	0.050
Softwood, OSB Weichholz, OSB 10456	0.130
Straw compressed	0.062

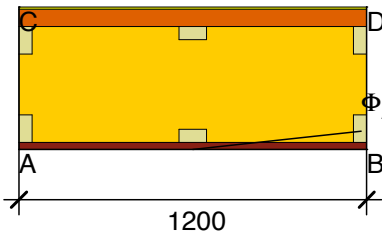
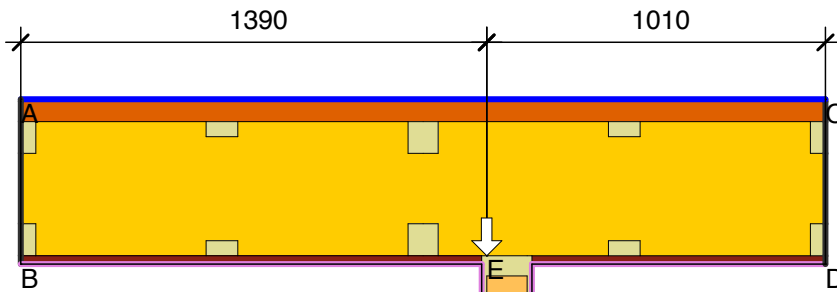
Boundary Condition	q [W/m ²]	θ [°C]	R [(m ² ·K)/W]
Adiabatic	0.000		
Exterior Außen	-10.000	0.040	
Interior Innen	20.000	0.130	



$$\psi_{A-E-C} = \frac{\Phi}{\Delta T} - U_1 \cdot b_1 - U_2 \cdot b_2 = \frac{17.856}{30.000} - 0.132 \cdot 2.333 - 0.132 \cdot 1.933 = 0.034 \text{ W/(m} \cdot \text{K)}$$

Boundary Condition	q [W/m ²]	θ [°C]	R [(m ² ·K)/W]
Adiabatic	0.000		
Exterior Außen	-10.000	0.040	
Interior Innen	20.000	0.130	





$$U_{eq\ A-B} = \frac{\Phi}{\Delta T \cdot b} = \frac{4.734}{30.000 \cdot 1.200} = 0.132\ W/(m^2 \cdot K)$$

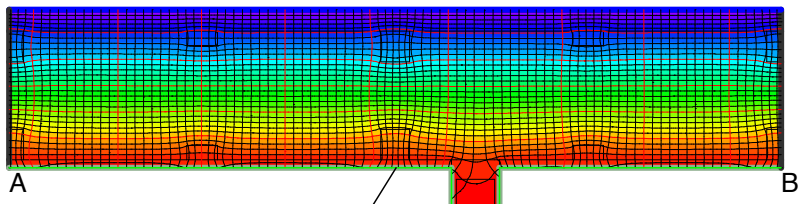
Material	λ [W/(m·K)]
Clay plaster Lehmputz 4108-4	0.910
Lime cement plaster Kalkzement Putz	1.000
STEICO flex 039	0.039
STEICO protect Typ H	0.050
Softwood, OSB Weichholz, OSB 10456	0.130
Straw compressed	0.062

$\Phi_{A-C} = 9.44853\ W/m$

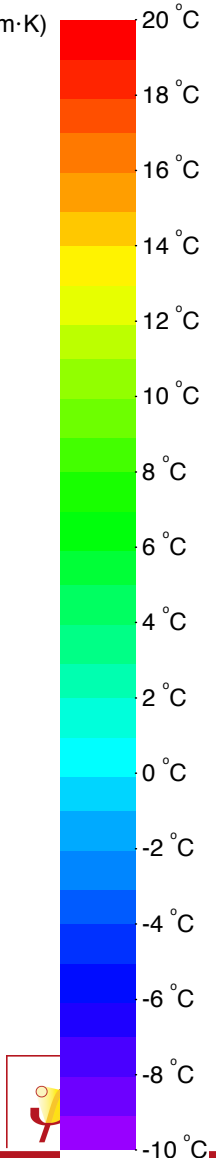
Boundary Condition	q [W/m ²]	θ [°C]	R [(m ² ·K)/W]
Adiabatic	0.000		
Exterior Außen	-10.000	-10.000	0.040
Interior Innen	20.000	20.000	0.130

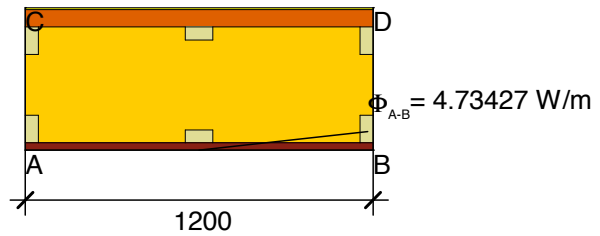
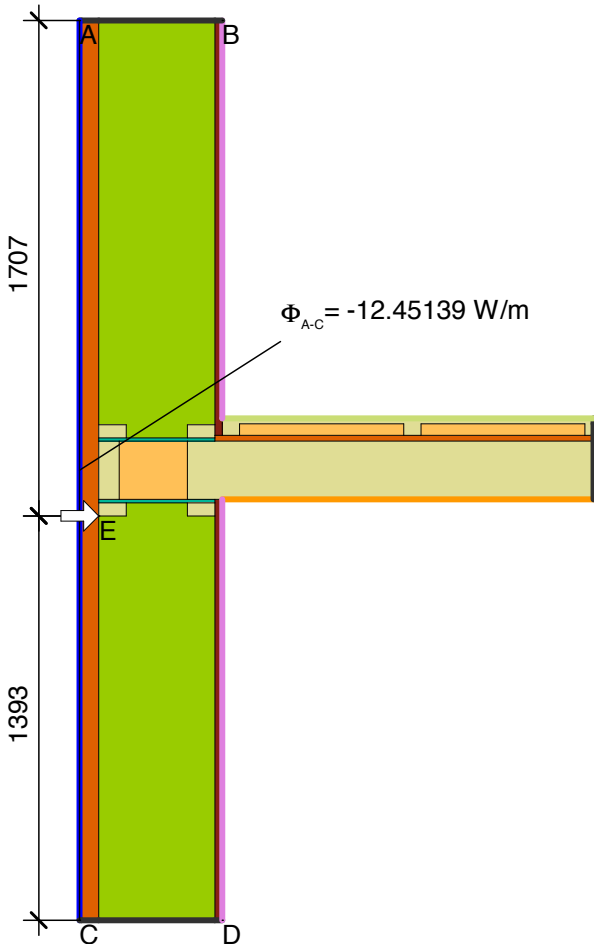
$$\psi_{A-E,C} = \frac{\Phi}{\Delta T} - U_1 \cdot b_1 - U_2 \cdot b_2 = \frac{9.449}{30.000} - 0.132 \cdot 1.390 - 0.132 \cdot 1.010 = -0.001\ W/(m \cdot K)$$

Boundary Condition	q [W/m ²]	θ [°C]	R [(m ² ·K)/W]
Adiabatic	0.000		
Exterior Außen	-10.000	-10.000	0.040
fRsi: Interior Innen	20.000	20.000	0.250



$\theta_{si\ min\ A-B} = 18.83\ ^\circ C$
 $f_{Rsi} = 0.961$



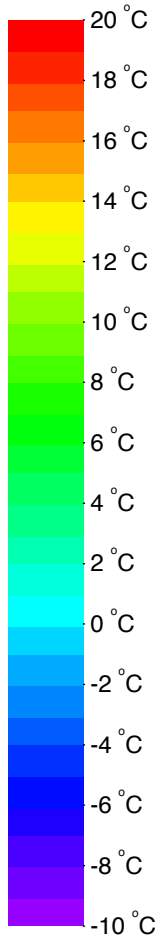
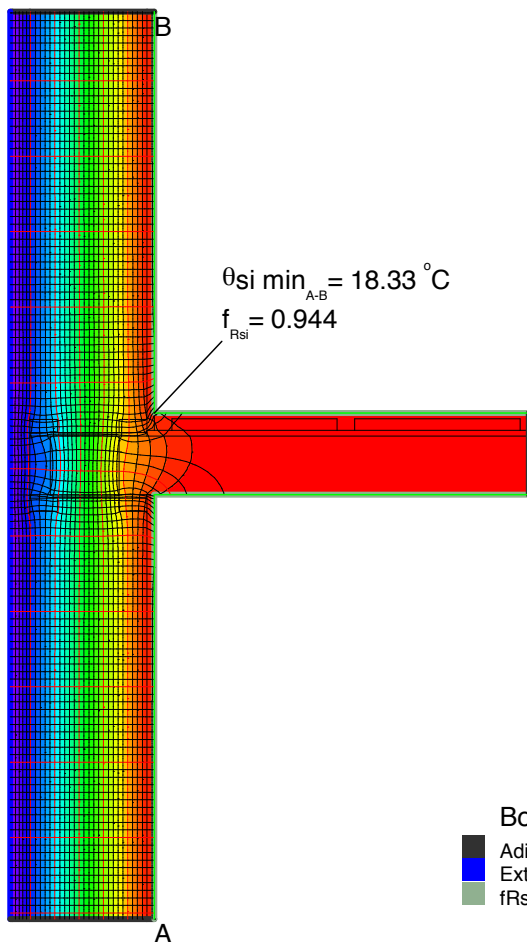


$$U_{eq\ A-B} = \frac{\Phi}{\Delta T \cdot b} = \frac{4.734}{30.000 \cdot 1.200} = 0.132 \text{ W}/(\text{m}^2 \cdot \text{K})$$

Material	λ [W/(m·K)]
Clay plaster Lehmputz 4108-4	0.910
EQ-insulation_wall	0.065
Lime cement plaster Kalkzement Putz	1.000
STEICO flex 039	0.039
STEICO protect Typ H	0.050
Softwood flow parallel Weichholz Q parallel	0.290
Softwood, OSB Weichholz, OSB 10456	0.130

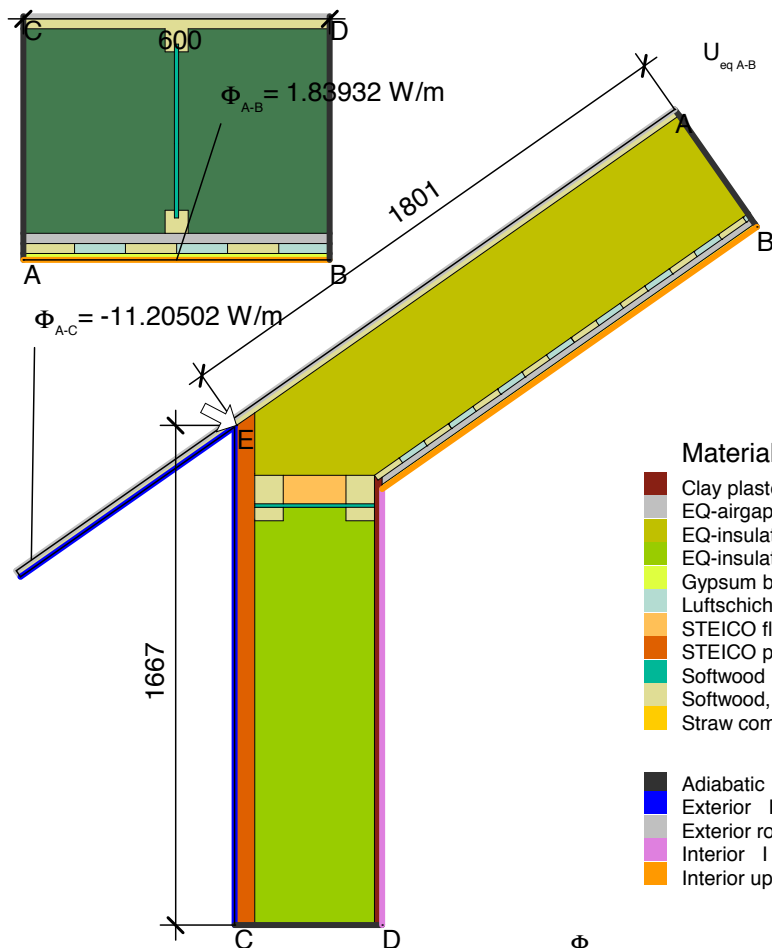
Boundary Condition	q [W/m ²]	θ [°C]	R [(m ² ·K)/W]
Adiabatic	0.000		
Exterior Außen		-10.000	0.040
Int. flux down Innen abwärts	20.000		0.170
Interior Innen		20.000	0.130
Interior up. Innen auf.		20.000	0.100

$$\psi_{A-E-C} = \frac{\Phi}{\Delta T} - U_1 \cdot b_1 - U_2 \cdot b_2 = \frac{12.451}{30.000} - 0.132 \cdot 1.707 - 0.132 \cdot 1.393 = 0.007 \text{ W}/(\text{m} \cdot \text{K})$$



Boundary Condition	q [W/m ²]	θ [°C]	R [(m ² ·K)/W]
Adiabatic	0.000		
Exterior Außen		-10.000	0.040
fRsi: Interior Innen		20.000	0.250




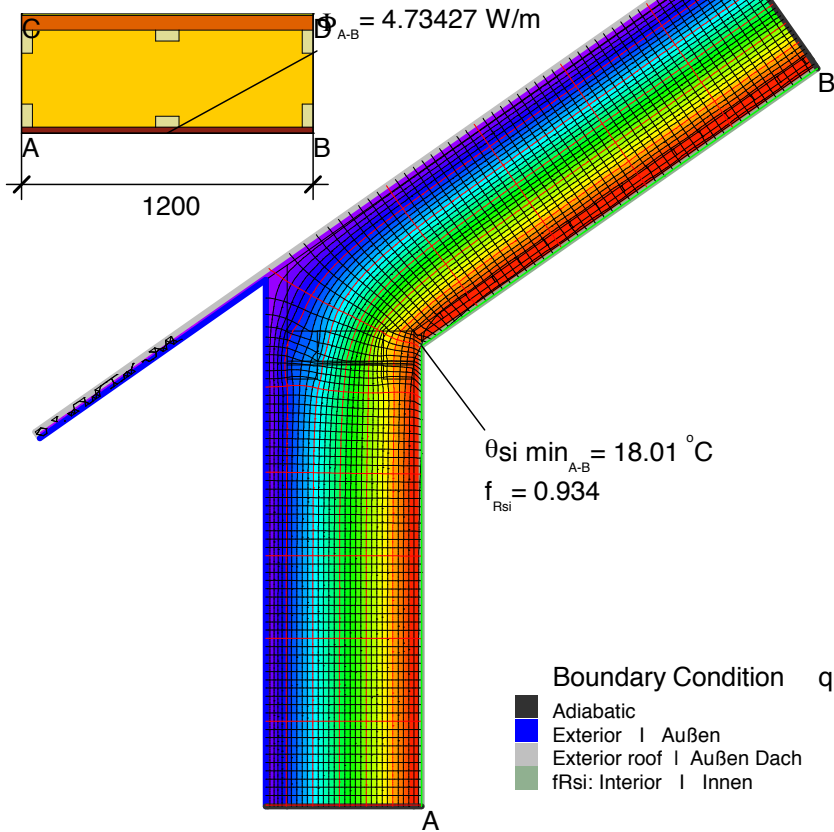


$$U_{eq\ A-B} = \frac{\Phi}{\Delta T \cdot b} = \frac{1.839}{30.000 \cdot 0.600} = 0.102 \text{ W}/(\text{m}^2 \cdot \text{K})$$

Material	λ [W/(m·K)]	
Clay plaster Lehmputz 4108-4	0.910	
EQ-airgap-roof	0.190	
EQ-insulation_roof	0.044	
EQ-insulation_wall	0.065	
Gypsum board Gipskartonplatten 900 kg/m3 10456	0.250	
Luftschicht, schwach belüftet, aufwärts, Dicke: 20 mm	0.250	
STEICO flex 039	0.039	
STEICO protect Typ H	0.050	
Softwood flow parallel Weichholz Q parallel	0.290	
Softwood, OSB Weichholz, OSB 10456	0.130	
Straw compressed	0.062	
Adiabatic	0.000	
Exterior Außen	-10.000	0.040
Exterior roof Außen Dach	-10.000	0.100
Interior Innen	20.000	0.130
Interior up. Innen auf.	20.000	0.100

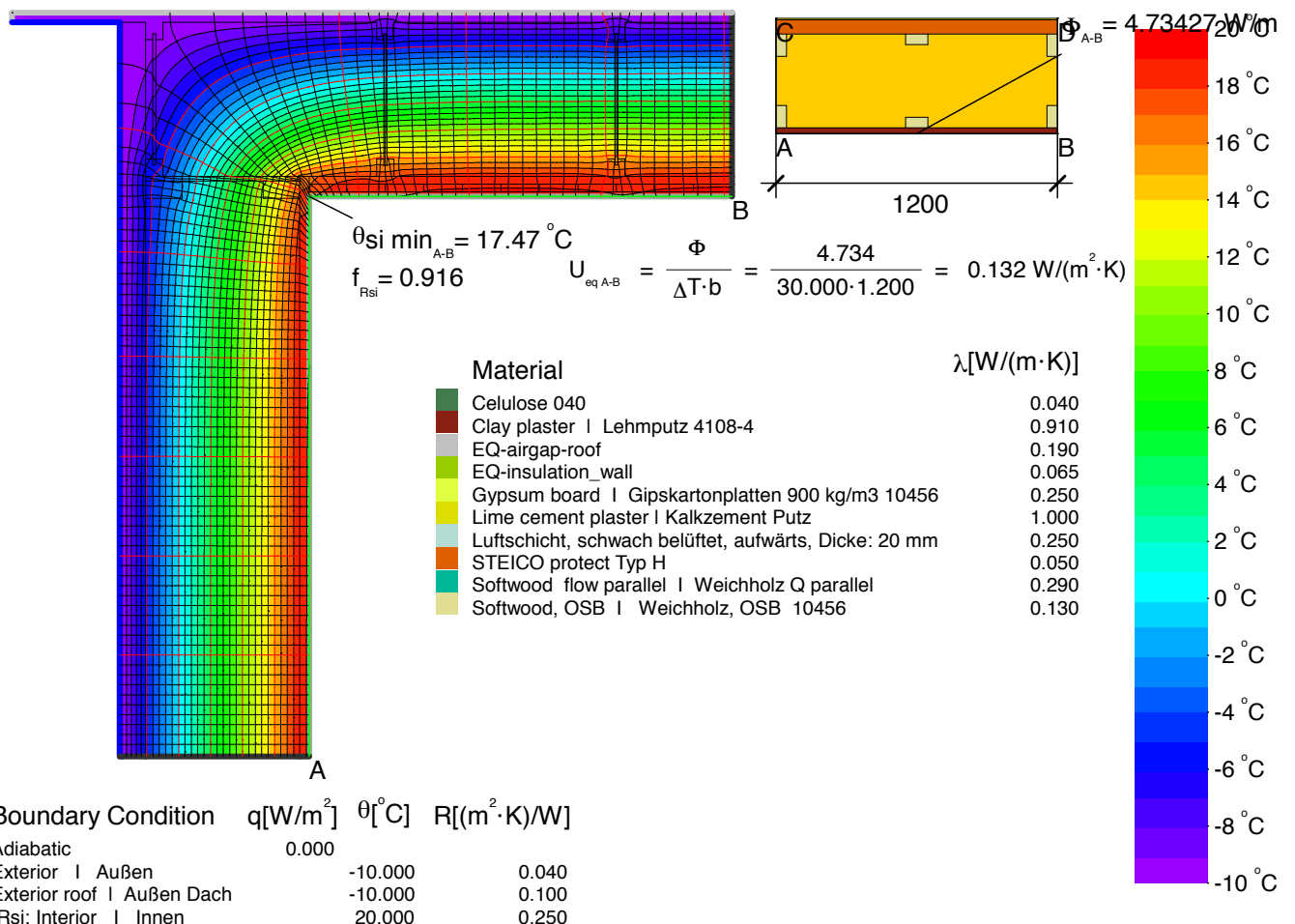
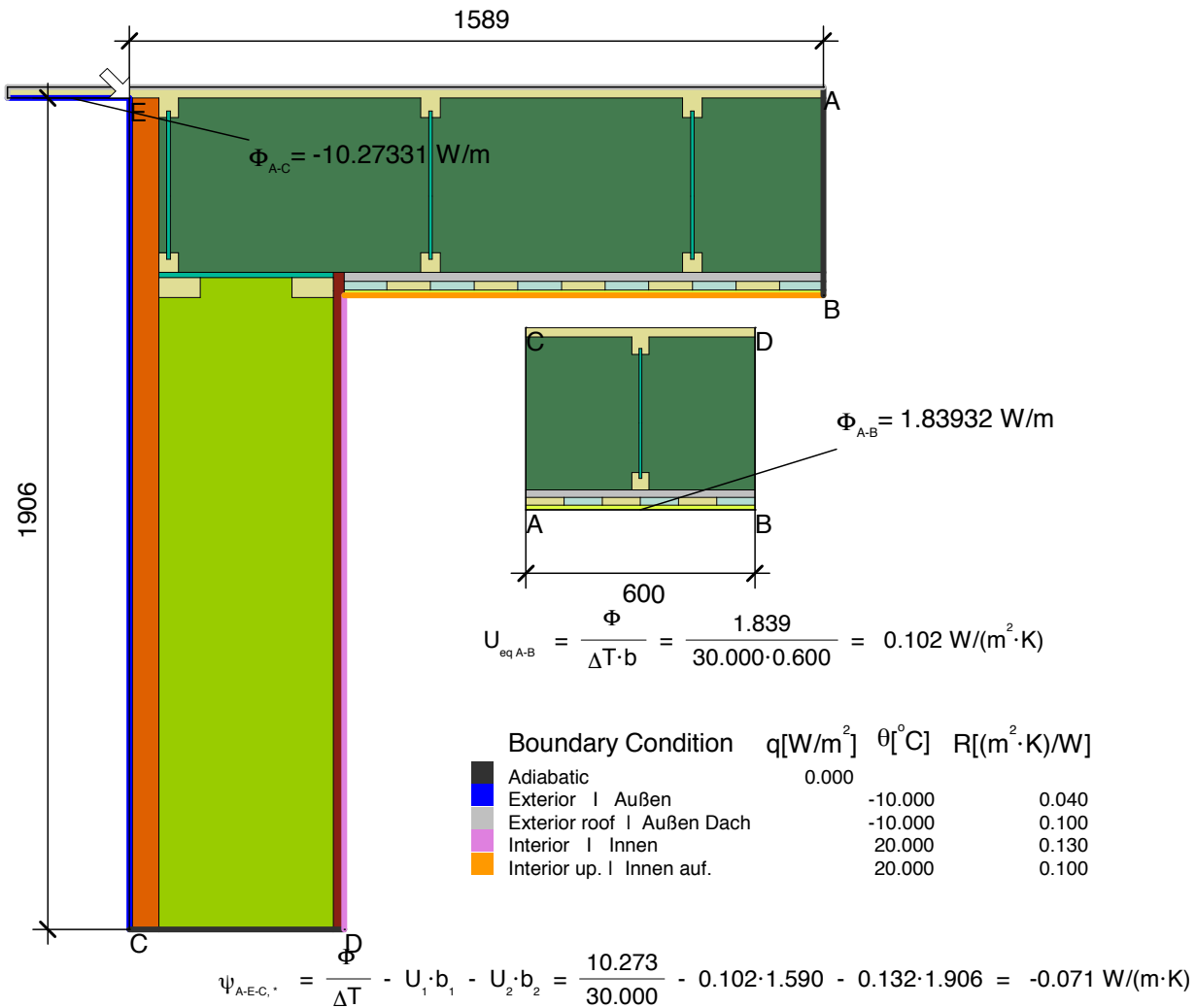
$$\psi_{A-E-C} = \frac{\Phi}{\Delta T} - U_1 \cdot b_1 - U_2 \cdot b_2 = \frac{11.205}{30.000} - 0.102 \cdot 1.801 - 0.132 \cdot 1.667 = -0.030 \text{ W}/(\text{m} \cdot \text{K})$$

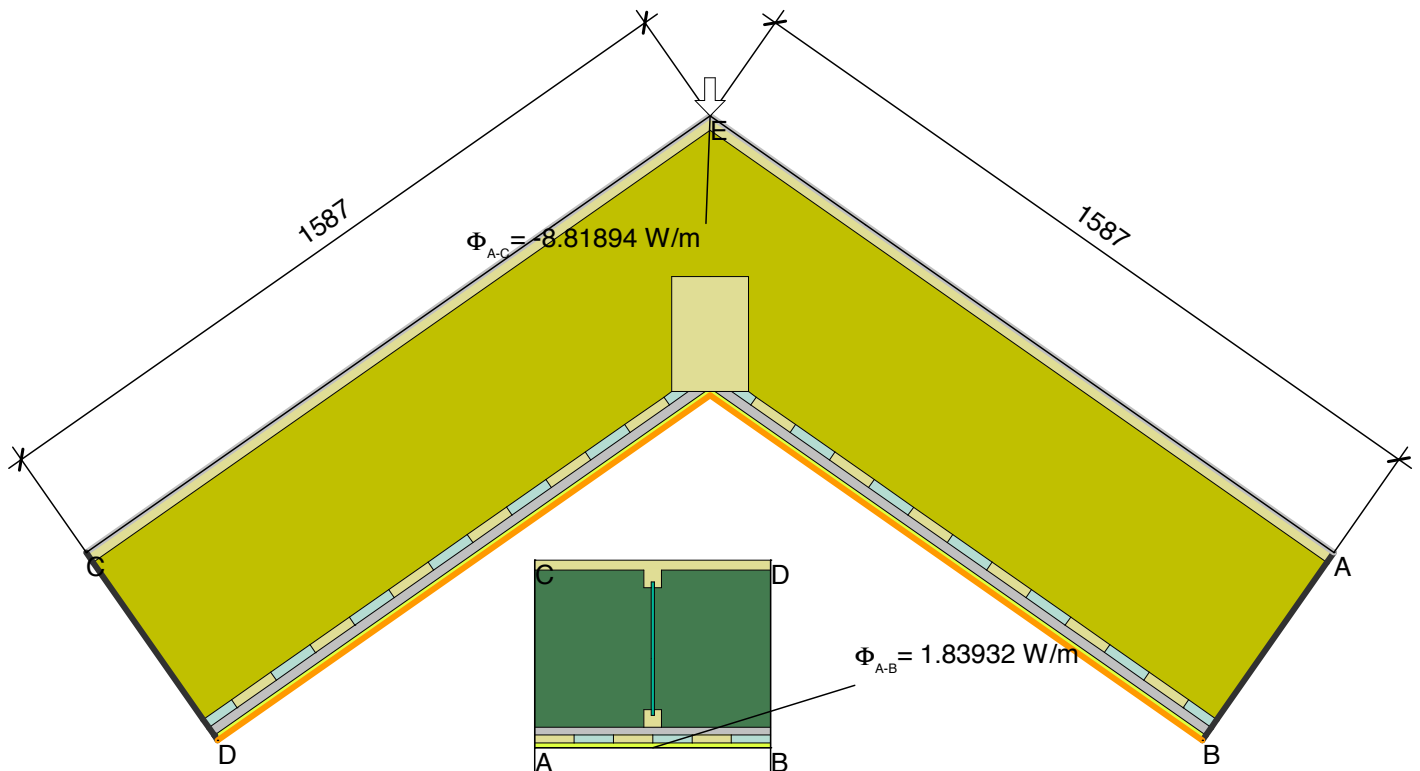
$$U_{eq\ A-B} = \frac{\Phi}{\Delta T \cdot b} = \frac{4.734}{30.000 \cdot 1.200} = 0.132 \text{ W}/(\text{m}^2 \cdot \text{K})$$



Boundary Condition	q [W/m ²]	θ [°C]	R [(m ² ·K)/W]
Adiabatic	0.000		
Exterior Außen	-10.000	0.040	
Exterior roof Außen Dach	-10.000	0.100	
fRsi: Interior Innen	20.000	0.250	

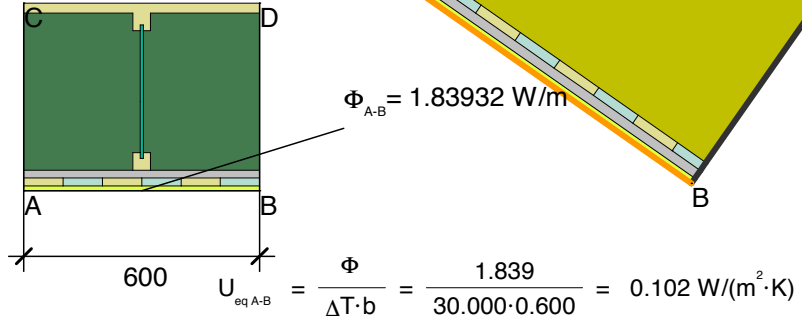






$$\Phi_{A-C} = 8.81894 \text{ W/m}$$

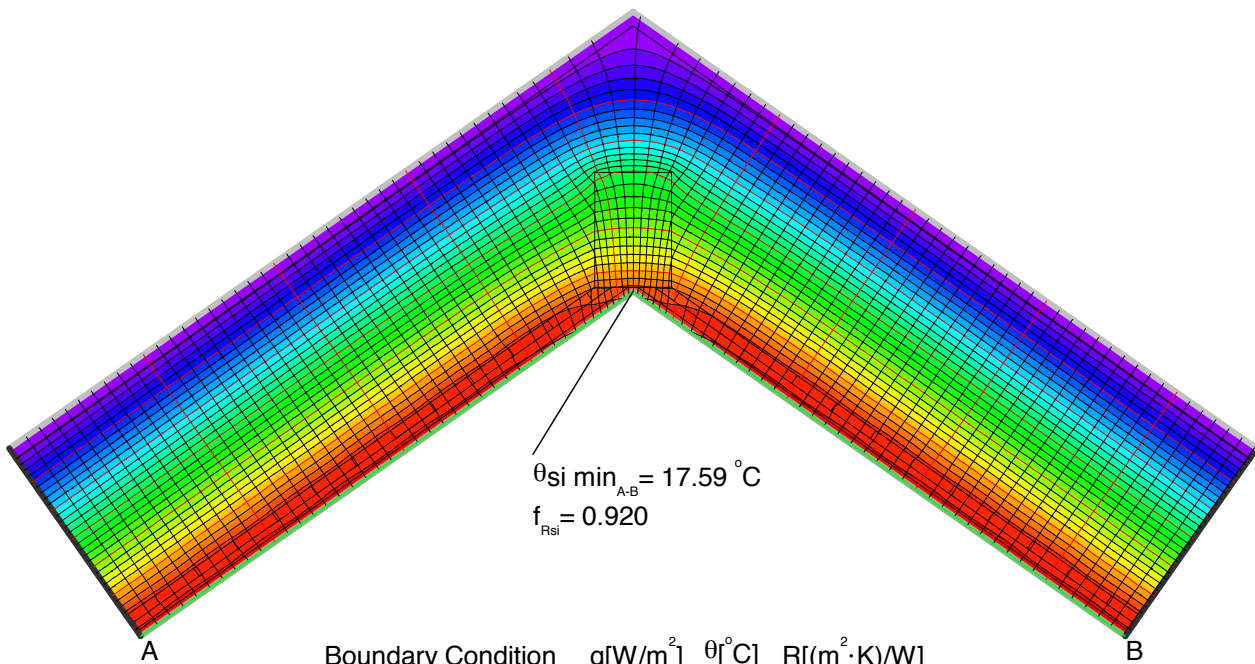
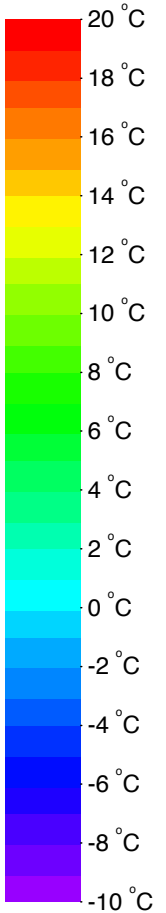
$$\Phi_{A-B} = 1.83932 \text{ W/m}$$



$$\psi_{A-E-C, \uparrow} = \frac{\Phi}{\Delta T} - U_1 \cdot b_1 - U_2 \cdot b_2 = \frac{8.819}{30.000} - 0.102 \cdot 1.587 - 0.102 \cdot 1.587 = -0.030 \text{ W}/(\text{m} \cdot \text{K})$$

Boundary Condition	q[W/m ²]	θ[°C]	R[(m ² ·K)/W]
Adiabatic	0.000		
Exterior roof Außen Dach		-10.000	0.100
Interior up. Innen auf.		20.000	0.100

Material	λ[W/(m·K)]
EQ-airgap-roof	0.190
EQ-insulation_roof	0.044
Gypsum board Gipskartonplatten 900 kg/m ³ 10456	0.250
Luftschicht, schwach belüftet, aufwärts, Dicke: 20 mm	0.250
Softwood, OSB Weichholz, OSB 10456	0.130



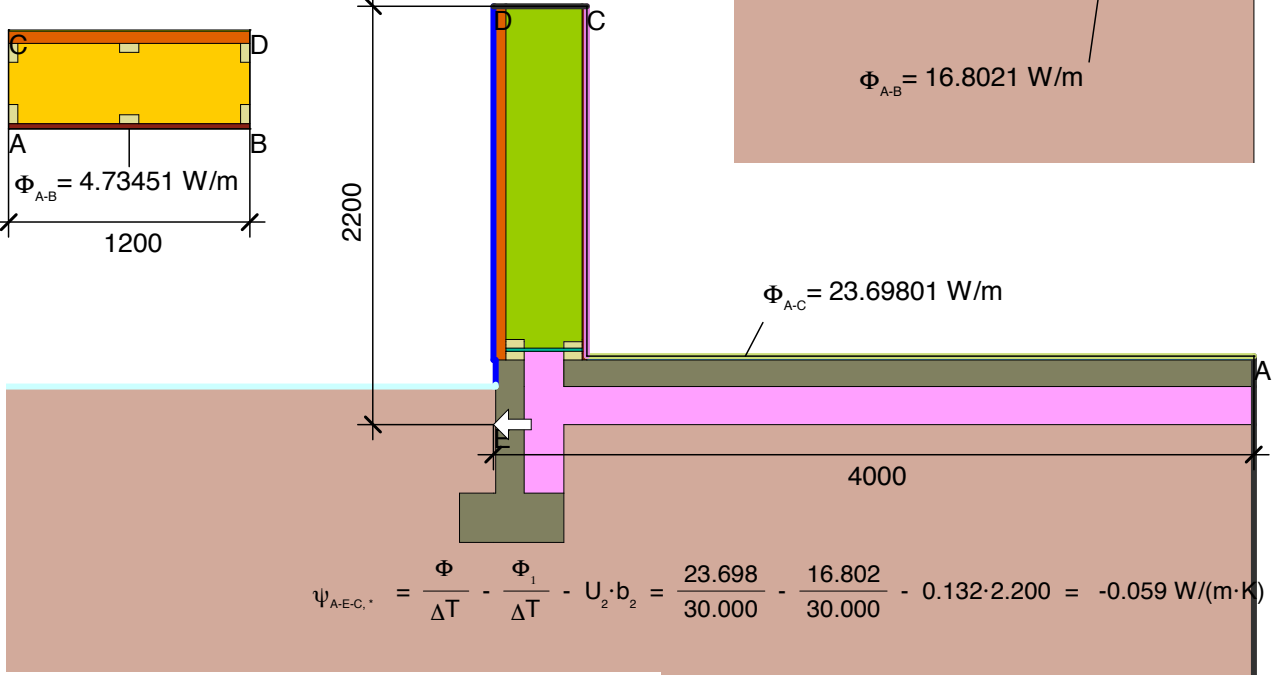
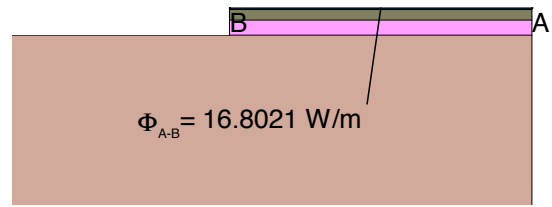
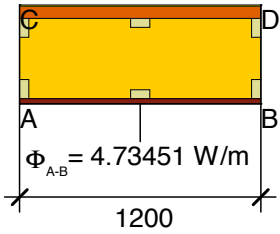
Boundary Condition	q[W/m ²]	θ[°C]	R[(m ² ·K)/W]
Adiabatic	0.000		
Exterior roof Außen Dach		-10.000	0.100
fRsi: Interior Innen		20.000	0.250



Constructions to ground | Erdberührte Bauteile



$$U_{\text{eq A-B}} = \frac{\Phi}{\Delta T \cdot b} = \frac{4.735}{30.000 \cdot 1.200} = 0.132 \text{ W}/(\text{m}^2 \cdot \text{K})$$

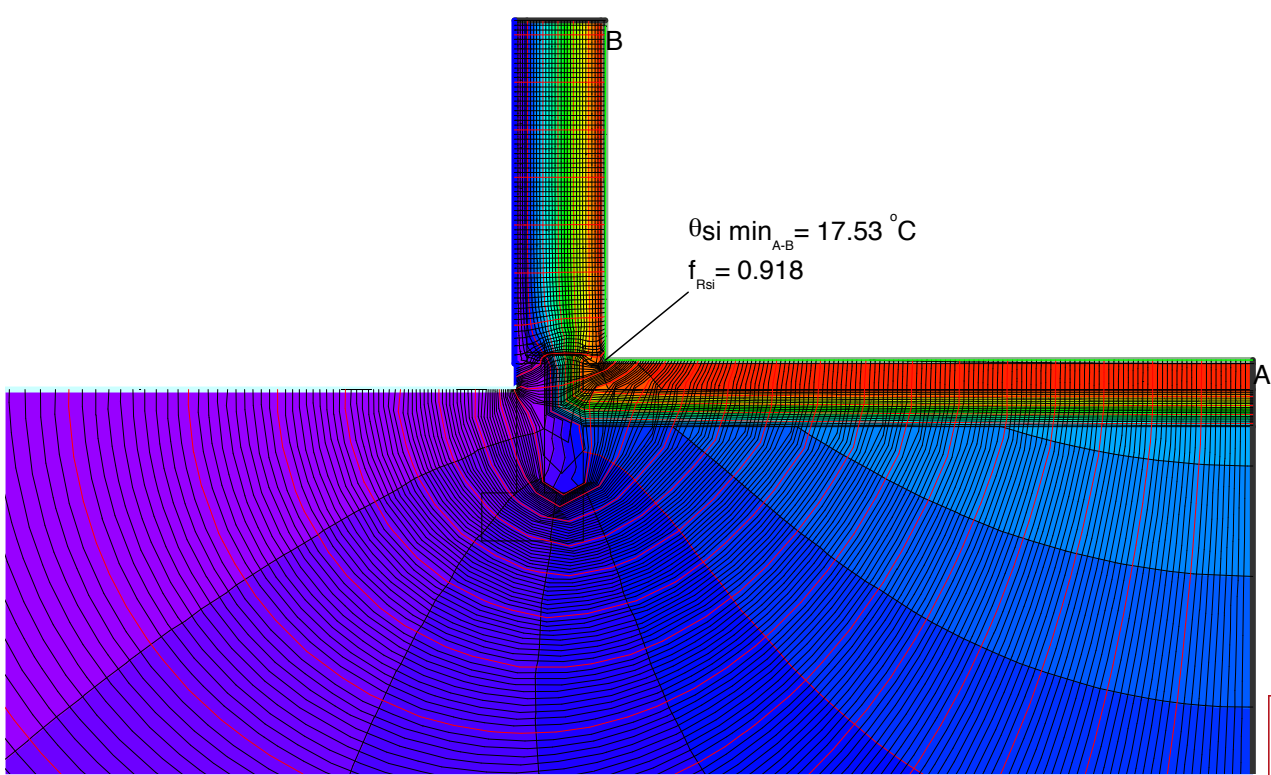
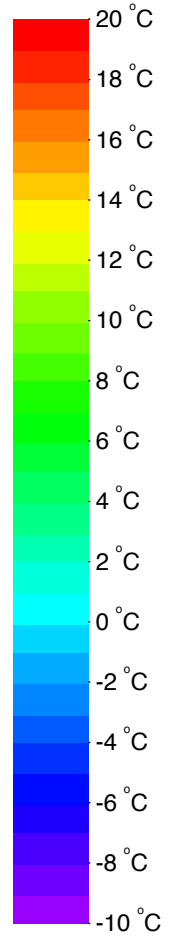


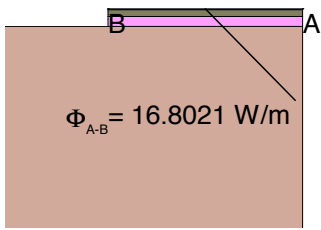
$$\psi_{\text{A-E-C}} = \frac{\Phi}{\Delta T} - \frac{\Phi_1}{\Delta T} - U_2 \cdot b_2 = \frac{23.698}{30.000} - \frac{16.802}{30.000} - 0.132 \cdot 2.200 = -0.059 \text{ W}/(\text{m} \cdot \text{K})$$

Material	λ [W/(m·K)]
Artificial stone Kunststein 10456	1.300
Austrotherm XPS TOP	0.037
Clay plaster Lehmputz 4108-4	0.910
Concrete, 1% Steel Beton, 1% Stahl 10456	2.300
EQ-insulation_wall	0.065
Ground Erdreich	2.000
Lime cement plaster Kalkzement Putz	1.000
STEICO protect Typ H	0.050
Softwood flow parallel Weichholz Q parallel	0.290
Softwood, OSB Weichholz, OSB 10456	0.130

Boundary Condition	q [W/m ²]	θ [°C]	R [(m ² ·K)/W]
Adiabatic	0.000		
Adiabatic Adiabatisch	0.000		
Exterior Außen		-10.000	0.040
Gorund Erdreich		-10.000	
Int. flux down Innen abwärts		20.000	0.170
Interior Innen		20.000	0.130

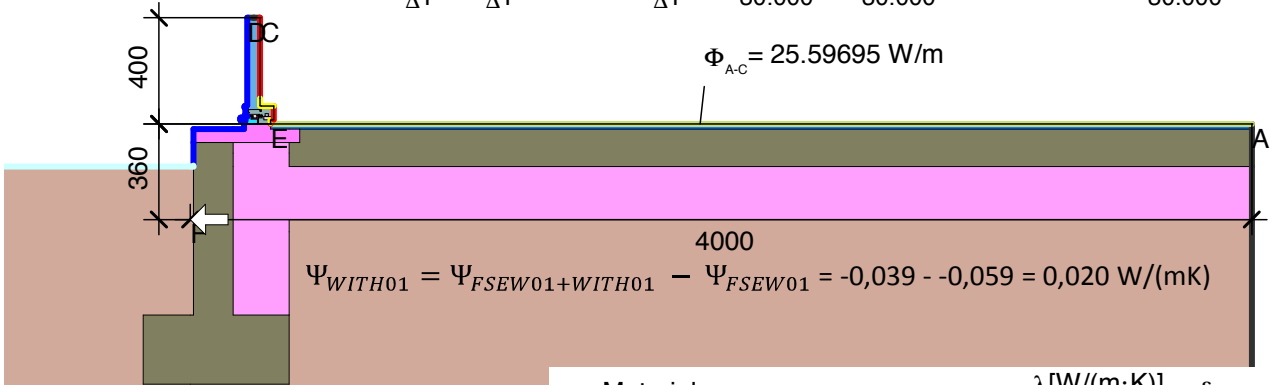
Boundary Condition	q [W/m ²]	θ [°C]	R [(m ² ·K)/W]
Adiabatic	0.000		
Adiabatic Adiabatisch	0.000		
Exterior Außen		-10.000	0.040
Gorund Erdreich		-10.000	
fRsi: Interior Innen		20.000	0.250





Boundary Condition	q[W/m ²]	θ[°C]	R[(m ² ·K)/W]	ε
Adiabatic	0.000			
Adiabatic Adiabatisch	0.000			
Exterior Außen		-10.000	0.040	
Gorund Erdreich		-10.000		
Int. flux down Innen abwärts		20.000	0.170	
Interior, frame, normal		20.000	0.130	
Interior, frame, reduced		20.000	0.200	
e 0,9 Cavity Hohlraum				0.900

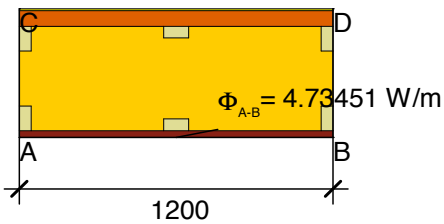
$$\Psi_{A-F-C,*} = \frac{\Phi}{\Delta T} - \frac{\Phi_1}{\Delta T} - U_2 \cdot b_2 - \frac{\Phi_3}{\Delta T} = \frac{25.597}{30.000} - \frac{16.802}{30.000} - 0.132 \cdot 0.360 - \frac{8.547}{30.000} = -0.039 \text{ W}/(\text{m} \cdot \text{K})$$



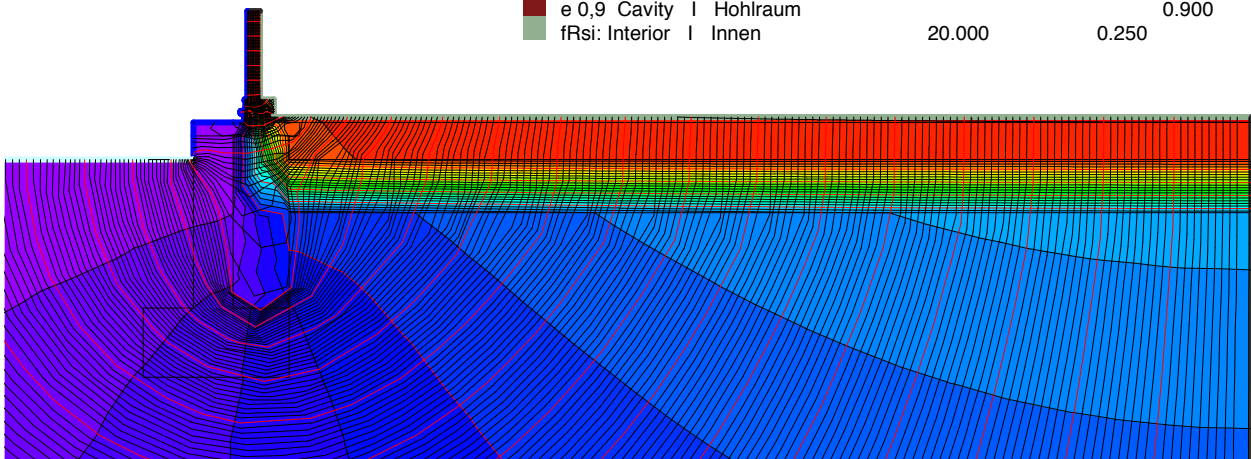
$$\Psi_{WITH01} = \Psi_{FSEW01+WITH01} - \Psi_{FSEW01} = -0,039 - -0,059 = 0,020 \text{ W}/(\text{m} \cdot \text{K})$$

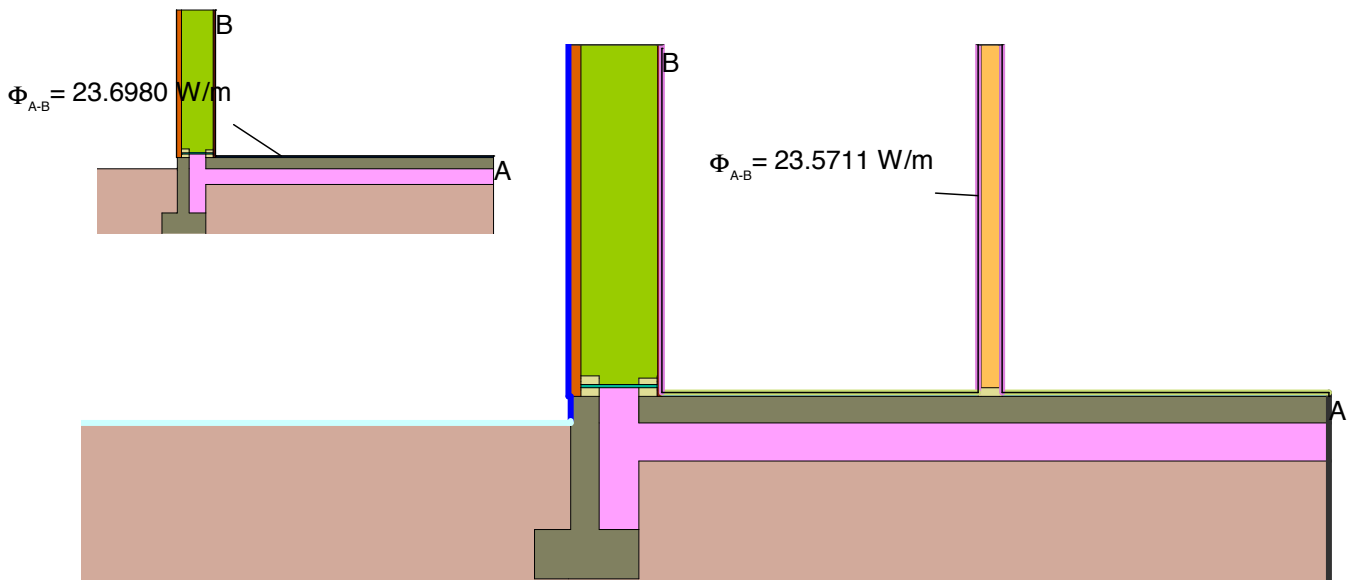
Material	λ[W/(m·K)]	ε
Aluminum Aluminium 10456	160.000	0.900
Artificial stone Kunststein 10456	1.300	
Austrotherm XPS TOP	0.037	
Concrete, 1% Steel Beton, 1% Stahl 10456	2.300	
EPDM	0.250	0.900
GRP, >50% GFK >50%	0.630	0.900
Ground Erdreich	2.000	
Insulation Wärmedämmung 040	0.040	0.900
PU foam PU-Schaum 027	0.027	0.900
Panel Maske	0.035	
Purenit 500 M	0.086	
Silicone Silikon	0.350	
Spruce, Fir Fichte, Tanne	0.110	0.900
Steel Stahl	50.000	0.900
Unvent. cavity unbel. Hohlr.		
slightly vent. cav. leicht bel. Hohlr.		

$$U_{\text{eq A-B}} = \frac{\Phi}{\Delta T \cdot b} = \frac{4.735}{30.000 \cdot 1.200} = 0.132 \text{ W}/(\text{m}^2 \cdot \text{K})$$



Boundary Condition	q[W/m ²]	θ[°C]	R[(m ² ·K)/W]	ε
Adiabatic	0.000			
Adiabatic Adiabatisch	0.000			
Exterior Außen		-10.000	0.040	
Gorund Erdreich		-10.000		
e 0,9 Cavity Hohlraum				0.900
fRsi: Interior Innen		20.000	0.250	

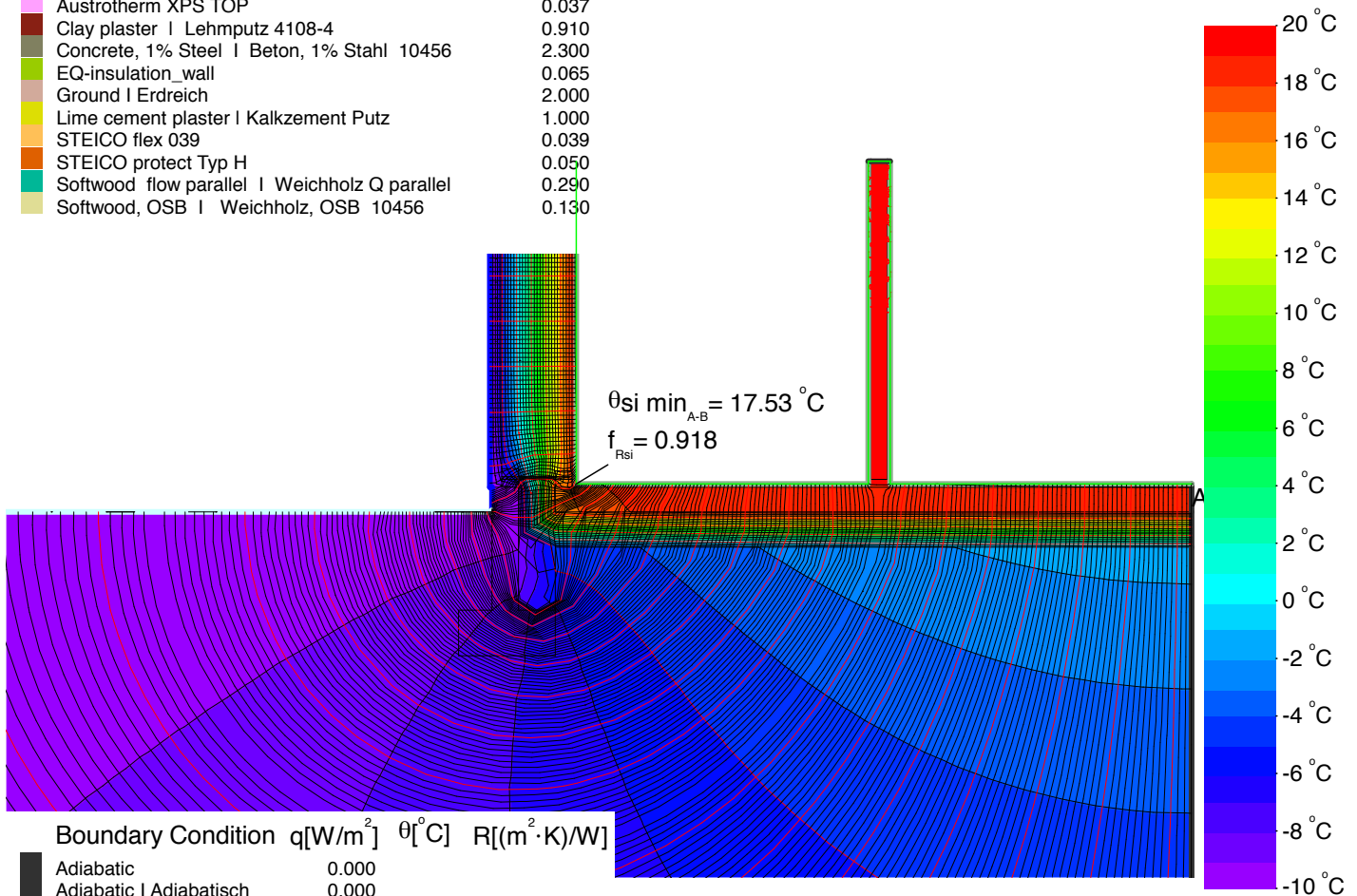




$$\Psi_{FSIW01} = (Q_{FSIW01} - Q_{FSEW01}) / \Delta\theta = (23,8711 \text{ W/m} - 23,698 \text{ W/m}) / 30 \text{ K} = -0,004 \text{ W}/(\text{mK})$$

Boundary Condition	q[W/m ²]	θ[°C]	R[(m ² ·K)/W]
Adiabatic	0.000		
Adiabatic Adiabatisch	0.000		
Exterior Außen		-10.000	0.040
Gorund Erdreich		-10.000	
Int. flux down Innen abwärts	20.000		0.170
Interior Innen		20.000	0.130

Material	λ[W/(m·K)]
Artificial stone Kunststein 10456	1.300
Austrotherm XPS TOP	0.037
Clay plaster Lehmputz 4108-4	0.910
Concrete, 1% Steel Beton, 1% Stahl 10456	2.300
EQ-insulation_wall	0.065
Ground Erdreich	2.000
Lime cement plaster Kalkzement Putz	1.000
STEICO flex 039	0.039
STEICO protect Typ H	0.050
Softwood flow parallel Weichholz Q parallel	0.290
Softwood, OSB Weichholz, OSB 10456	0.130



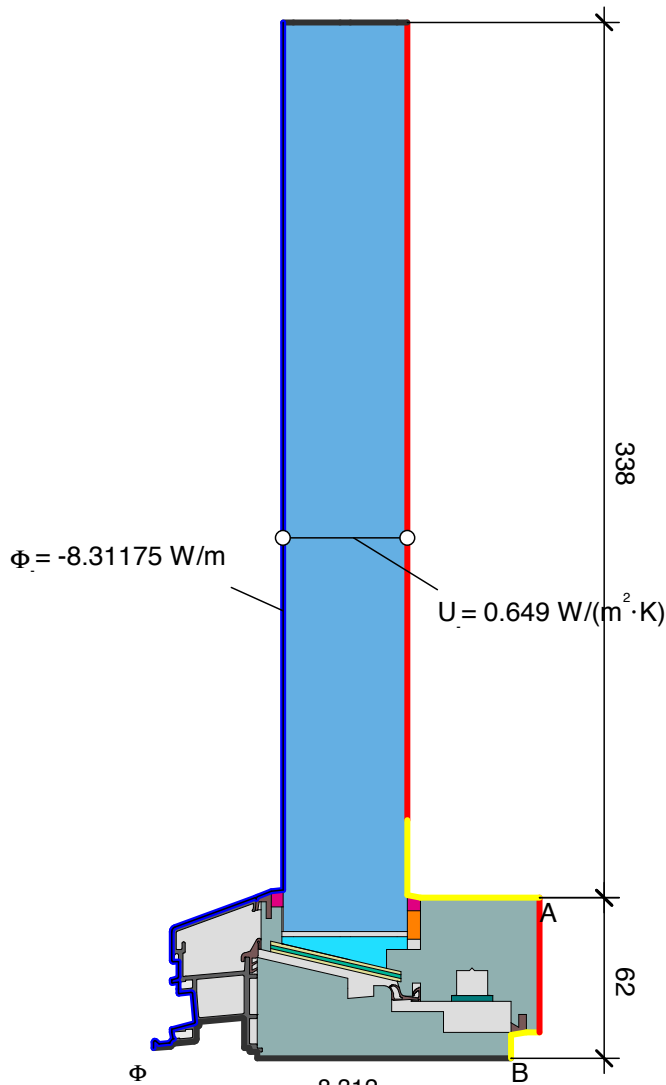
Boundary Condition	q[W/m ²]	θ[°C]	R[(m ² ·K)/W]
Adiabatic	0.000		
Adiabatic Adiabatisch	0.000		
Exterior Außen		-10.000	0.040
Gorund Erdreich		-10.000	
fRsi: Interior Innen	20.000		0.250



Windows | Fenster

smartwin solar		01			02			03			01	
frame values Rahmenwerte		Bottom	Top	Side	Bottom	Top	Side	Bottom	Top	Side	Bottom barrier-free	
		Unten	Oben	Seitl.	Unten	Oben	Seitl.	Unten	Oben	Seitl.	Unten barrier-free	
	Spacer Abstandhalter: Swisspacer Ultimate PU											
	Frame width Rahmenbreite	b_f [mm]	62	62	62	62	62	62	62	62	62	67
	U-value frame Rahmen-U-Wert	U_f [W/(m²K)]	0,93	0,83	0,83	0,93	0,83	0,83	0,93	0,83	0,83	1,03
	Ψ-glass edge Glasrand-Ψ-Wert	Ψ_g [W/(mK)]	0,020	0,020	0,020	0,020	0,020	0,020	0,020	0,020	0,020	0,020
	U-value window Fenster-U-Wert	U_w [W/(m²K)] @ $U_g = 0,70$ W/(m²K)	0,781			0,781			0,781			
Passive House efficiency class Passivhaus Effizienzklasse		phA			phA			phA				
Installation Einbau												
		$f_{Rsi=0,25m^2K/W}$	0,838	0,838	0,838	0,806	0,827	0,827	0,814	0,845	0,845	0,745
		$\Psi_{install}$ [W/(mK)]	0,026	0,009	0,006	0,034	0,025	0,023	0,034	0,011	0,009	0,020
	$U_{w, installed}$ [W/(m²K)]	0,81			0,86			0,86				



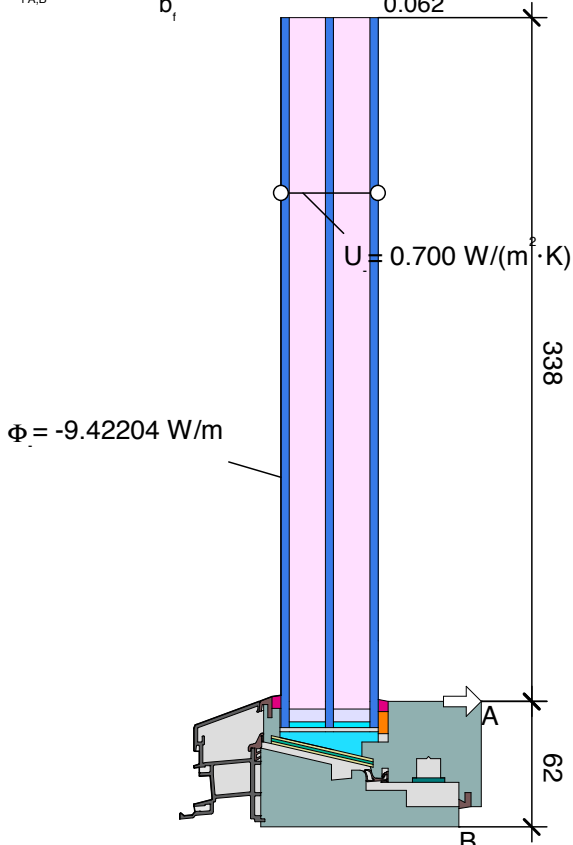


Material	λ [W/(m·K)]	ϵ
Aluminum I Aluminium 10456	160.000	0.900
Ar18 in 48 mm U 0,7	0.029	
Argon 18 mm in 48 mm U 0,7	0.029	
EPDM	0.250	0.900
Glass I Glas	1.000	0.900
Insulation I Wärmedämmung 040	0.040	0.900
PU foam I PU-Schaum 027	0.027	0.900
PU-Seal I PU Dichtung	0.250	0.900
SWISSP. Ultimate Box 2	0.140	
Silicone I Silikon	0.350	0.900
Softwood flow parallel I Weichholz Q parallel	0.290	
Softwood, OSB I Weichholz, OSB 10456	0.130	0.900
Spruce, Fir I Fichte, Tanne	0.110	0.900
Steel I Stahl	50.000	0.900
Unvent. cavity I unbel. Hohlr.		
slightly vent. cav. I leicht bel. Hohlr.		

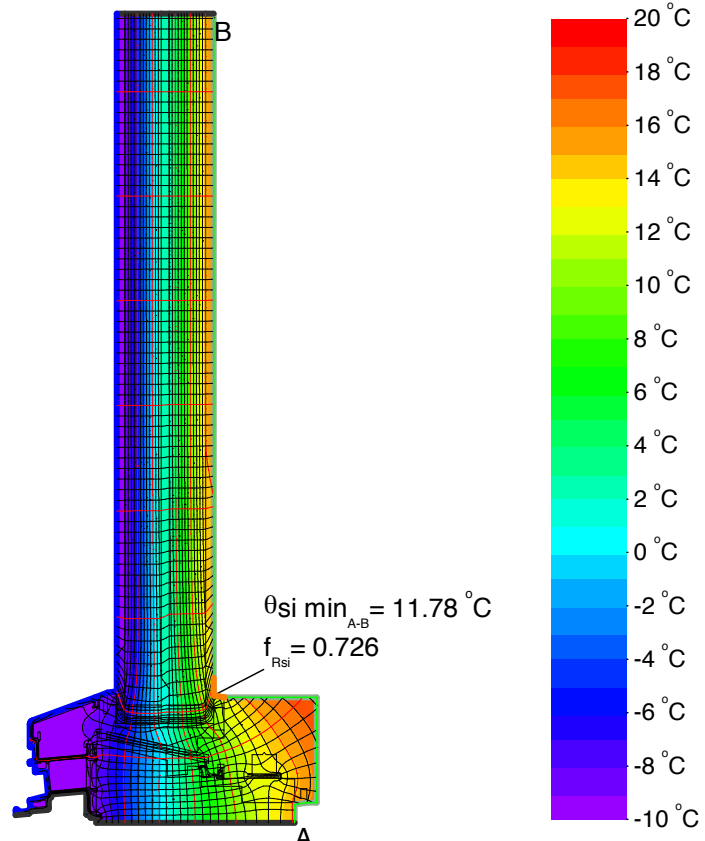
Boundary Condition	q [W/m ²]	θ [°C]	R [(m ² ·K)/W]	ϵ
Adiabatic	0.000			
Exterior I Außen		-10.000	0.040	
Interior, frame, normal		20.000	0.130	
Interior, frame, reduced		20.000	0.200	
e 0,9 Cavity I Hohlraum				0.900

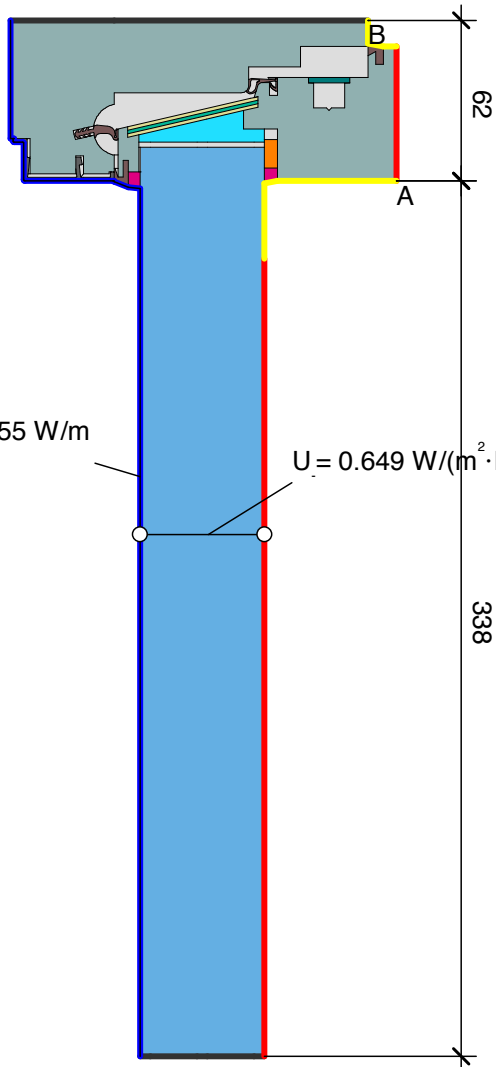
Boundary Condition	q [W/m ²]	θ [°C]	R [(m ² ·K)/W]	ϵ
Adiabatic	0.000			
Exterior I Außen		-10.000	0.040	
e 0,9 Cavity I Hohlraum				0.900
fRsi: Interior I Innen		20.000	0.250	

$$U_{f,A,B} = \frac{\frac{\Phi}{\Delta T} - U_p \cdot b_p}{b_f} = \frac{\frac{8.312}{30.000} - 0.649 \cdot 0.338}{0.062} = 0.932 \text{ W}/(\text{m}^2 \cdot \text{K})$$



$$\psi_A = \frac{\Phi}{\Delta T} - U_g \cdot b_g - U_f \cdot b_f = \frac{9.422}{30.000} - 0.700 \cdot 0.338 - 0.932 \cdot 0.062 = 0.020 \text{ W}/(\text{m}^2 \cdot \text{K})$$



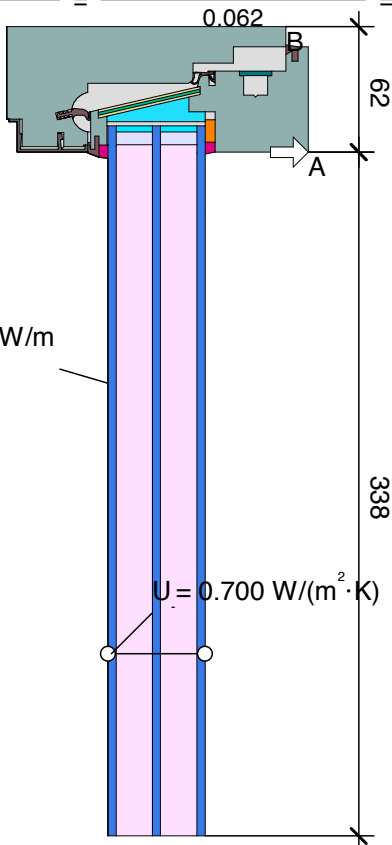


Material	λ [W/(m·K)]	ϵ
Aluminum I Aluminium 10456	160.000	0.900
Argon 18 mm in 48 mm U 0,7	0.029	
EPDM	0.250	0.900
Glass I Glas	1.000	0.900
Insulation I Wärmedämmung 040	0.040	0.900
PU foam I PU-Schaum 027	0.027	0.900
PU-Seal I PU Dichtung	0.250	0.900
SWISSP. Ultimate Box 2	0.140	
Silicone I Silikon	0.350	0.900
Softwood flow parallel I Weichholz Q parallel	0.290	
Softwood, OSB I Weichholz, OSB 10456	0.130	0.900
Spruce, Fir I Fichte, Tanne	0.110	0.900
Steel I Stahl	50.000	0.900
Unvent. cavity I unbel. Hohlr.		

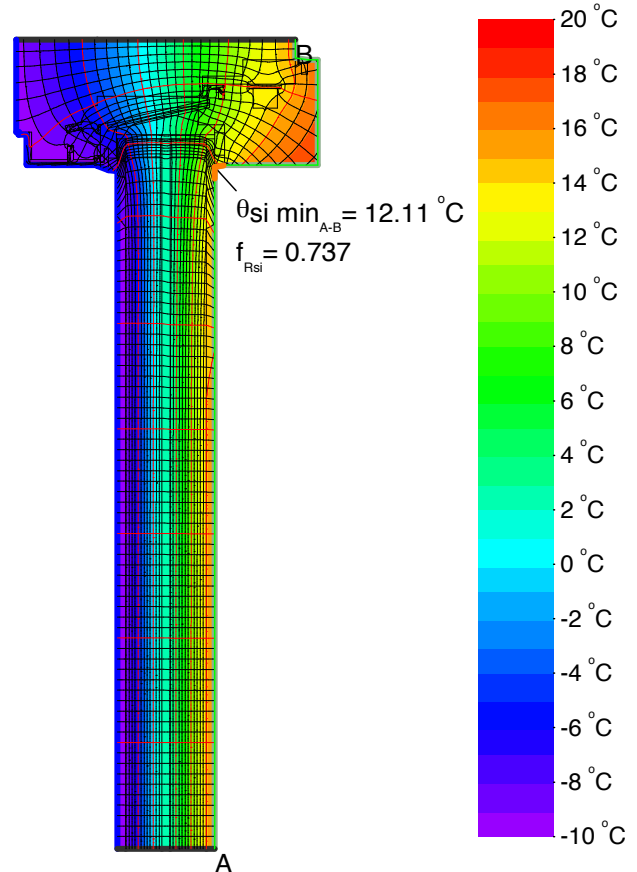
Boundary Condition	q [W/m²]	θ [°C]	R [(m²·K)/W]	ϵ
Adiabatic	0.000			
Exterior I Außen		-10.000	0.040	
Interior, frame, normal		20.000	0.130	
Interior, frame, reduced		20.000	0.200	
e 0,9 Cavity I Hohlraum				0.900

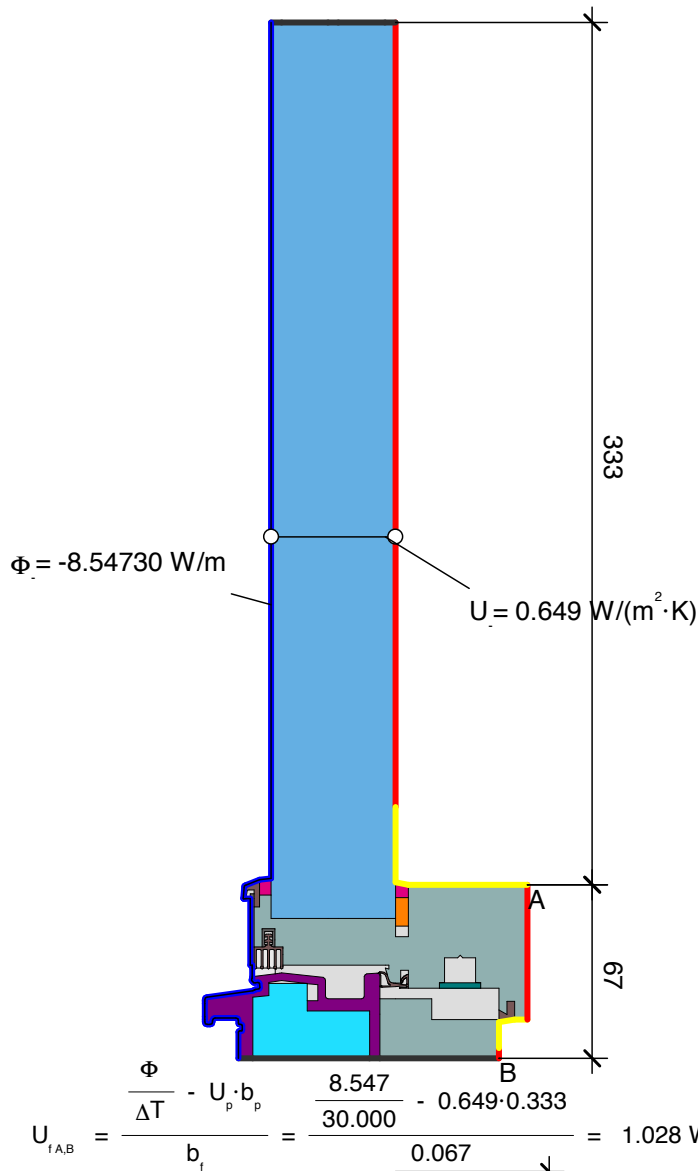
Boundary Condition	q [W/m²]	θ [°C]	R [(m²·K)/W]	ϵ
Adiabatic	0.000			
Exterior I Außen		-10.000	0.040	
e 0,9 Cavity I Hohlraum				0.900
fRsi: Interior I Innen		20.000	0.250	

$$U_{fA,B} = \frac{\frac{\Phi}{\Delta T} - U_p \cdot b_p}{b_f} = \frac{\frac{8.124}{30.000} - 0.649 \cdot 0.338}{0.062} = 0.831 \text{ W/(m}^2 \cdot \text{K)}$$



$$\psi_A = \frac{\Phi}{\Delta T} - U_g \cdot b_g - U_f \cdot b_f = \frac{9.237}{30.000} - 0.700 \cdot 0.338 - 0.831 \cdot 0.062 = 0.020 \text{ W/(m}^2 \cdot \text{K)}$$

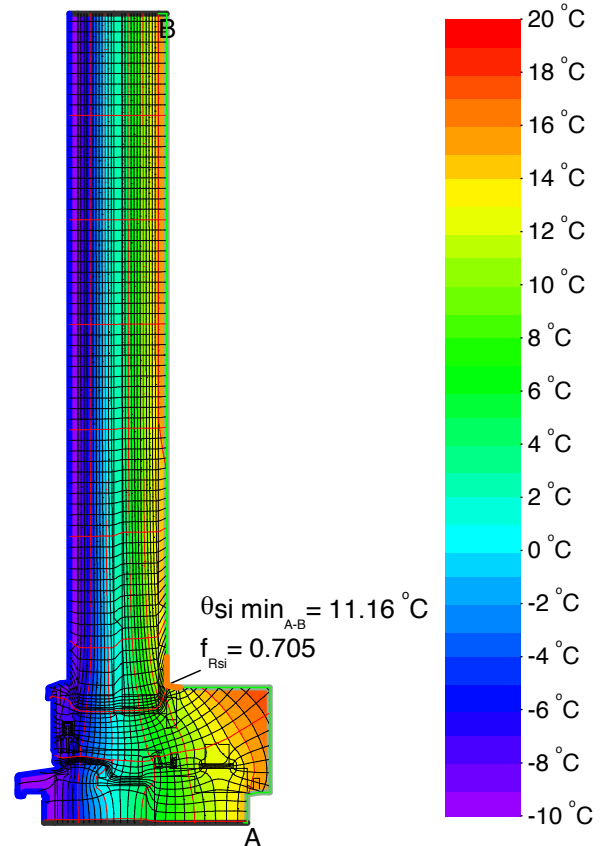
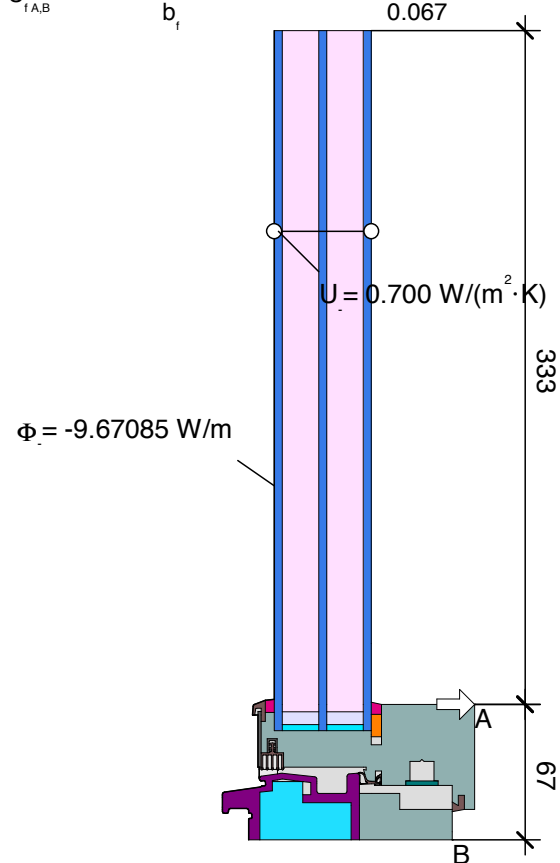




Material	λ [W/(m·K)]	ϵ
Aluminum I Aluminium 10456	160.000	0.900
Argon 18 mm in 48 mm U 0,7	0.029	
EPDM	0.250	0.900
GRP, >50% I GFK >50%	0.630	0.900
Glass I Glas	1.000	
Insulation I Wärmedämmung 040	0.040	0.900
PU foam I PU-Schaum 027	0.027	0.900
PU-Seal I PU Dichtung	0.250	
SWISSP. Ultimate Box 2	0.140	
Silicone I Silikon	0.350	
Spruce, Fir I Fichte, Tanne	0.110	0.900
Steel I Stahl	50.000	0.900
Unvent. cavity I unbel. Hohlr.		
slightly vent. cav. I leicht bel. Hohlr.		

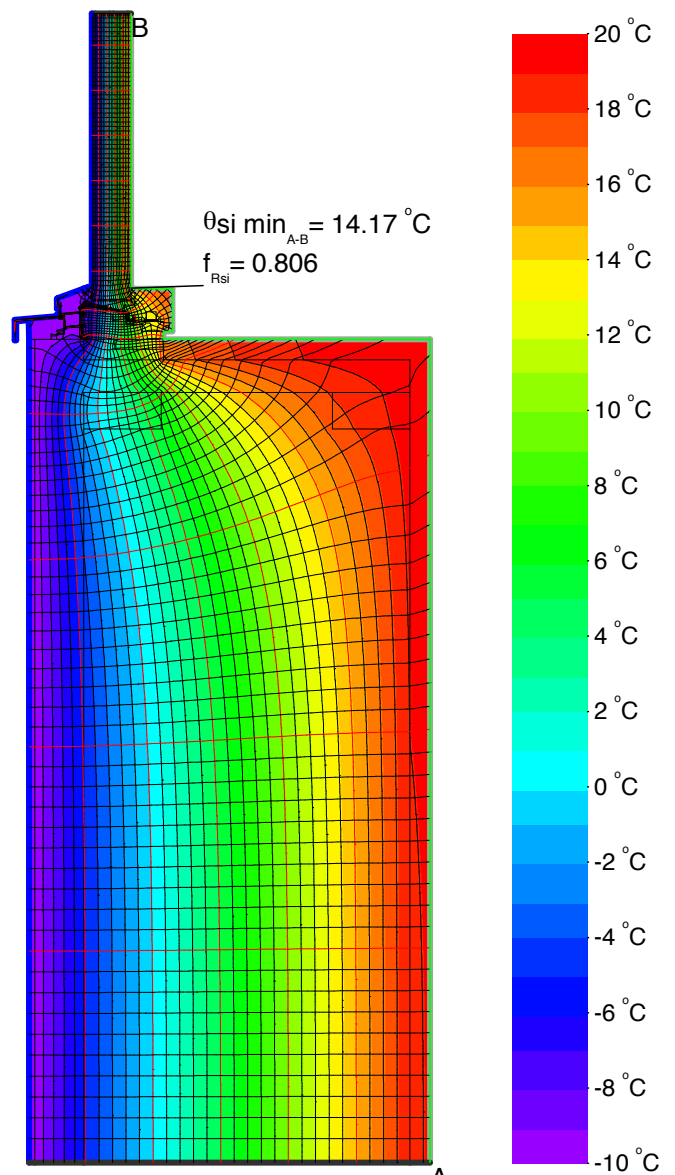
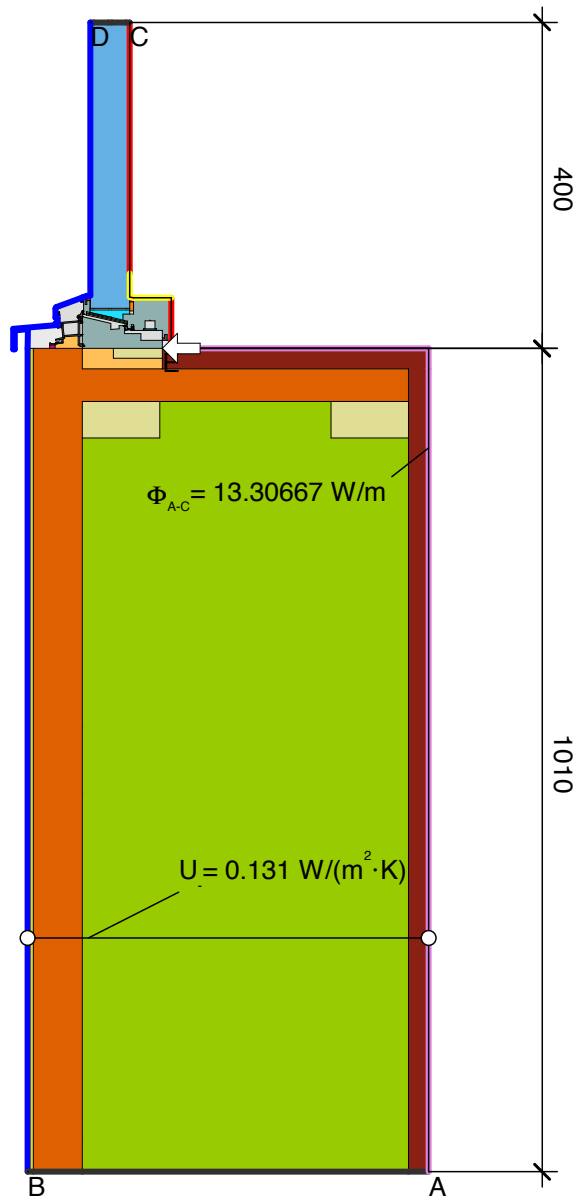
Boundary Condition	q [W/m ²]	θ [°C]	R [(m ² ·K)/W]	ϵ
Adiabatic	0.000			
Exterior I Außen		-10.000	0.040	
Interior, frame, normal		20.000	0.130	
Interior, frame, reduced e 0,9 Cavity I Hohlraum		20.000	0.200	0.900

Boundary Condition	q [W/m ²]	θ [°C]	R [(m ² ·K)/W]	ϵ
Adiabatic	0.000			
Exterior I Außen		-10.000	0.040	
e 0,9 Cavity I Hohlraum				0.900
fRsi: Interior I Innen		20.000	0.250	



$$\psi_A = \frac{\Phi}{\Delta T} - U_g \cdot b_g - U_f \cdot b_f = \frac{9.671}{30.000} - 0.700 \cdot 0.333 - 1.028 \cdot 0.067 = 0.020 \text{ W/(m}^2 \cdot \text{K)}$$

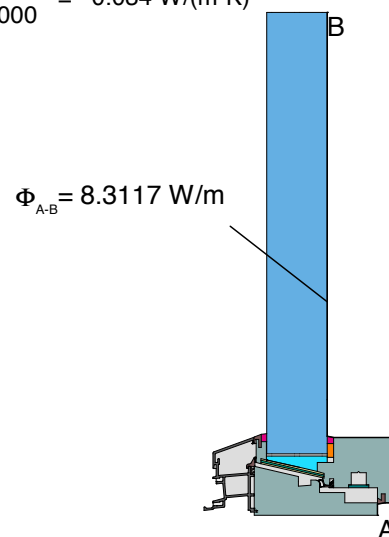




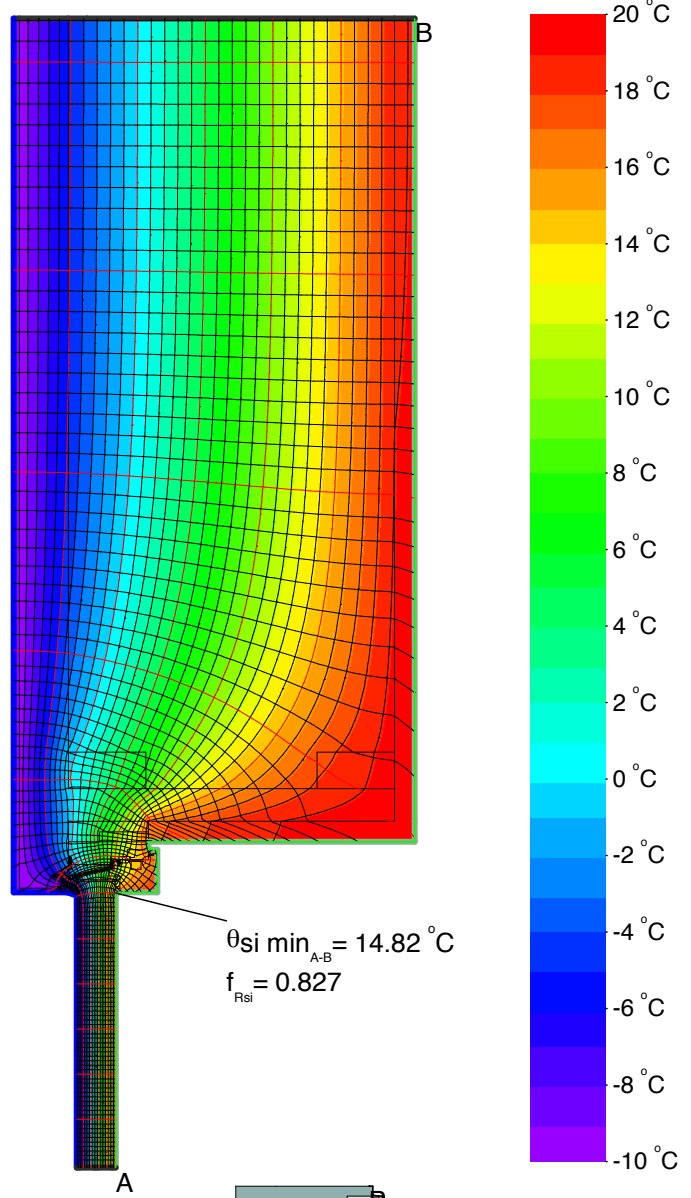
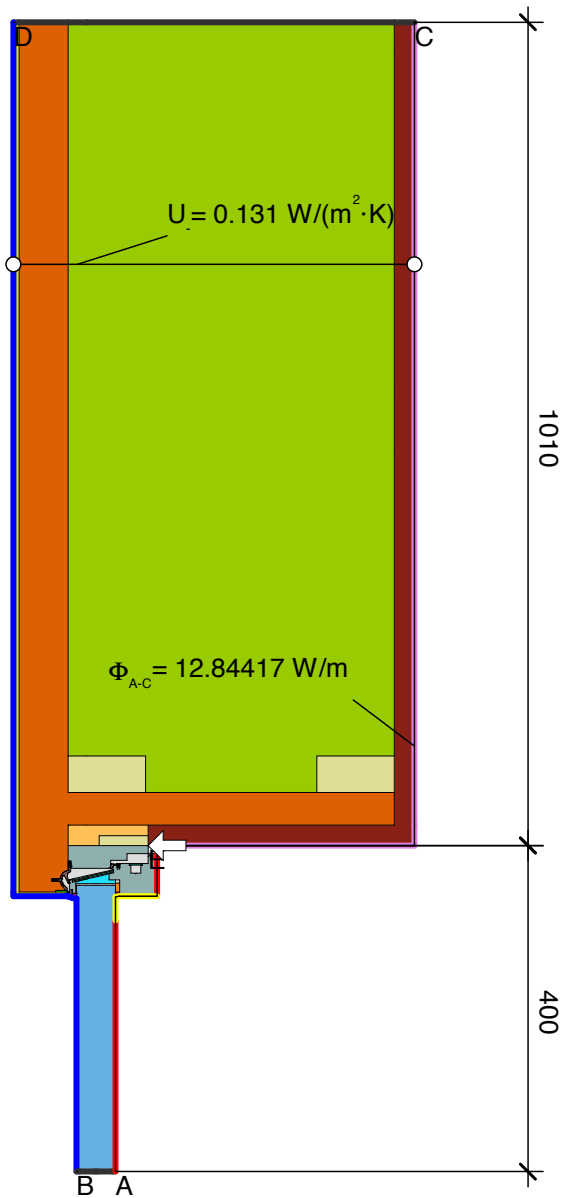
$$\psi_{A-E,C} = \frac{\Phi}{\Delta T} - U_1 \cdot b_1 - \frac{\Phi_2}{\Delta T} = \frac{13.307}{30.000} - 0.131 \cdot 1.010 - \frac{8.312}{30.000} = 0.034 \text{ W/(m}\cdot\text{K)}$$

Material	λ [W/(m·K)]	ϵ
Aluminum Aluminium 10456	160.000	0.900
Clay plaster Lehmputz 4108-4	0.910	0.900
EPDM	0.250	0.900
EQ-insulation_wall	0.065	
Insulation Wärmedämmung 040	0.040	0.900
Lime cement plaster Kalkzement Putz	1.000	0.900
PU foam PU-Schaum 027	0.027	0.900
Panel Maske	0.035	0.900
STEICO flex 039	0.039	
STEICO protect Typ H	0.050	0.900
Silicone Silikon	0.350	0.900
Softwood flow parallel Weichholz Q parallel	0.290	
Softwood, OSB Weichholz, OSB 10456	0.130	0.900
Spruce, Fir Fichte, Tanne	0.110	0.900
Steel Stahl	50.000	0.900
Unvent. cavity unbel. Hohlr.		
slightly vent. cav. leicht bel. Hohlr.		

Boundary Condition	q [W/m²]	θ [°C]	R [(m²·K)/W]	ϵ
Adiabatic	0.000			
Exterior Außen		-10.000	0.040	
Interior Innen		20.000	0.130	
Interior, frame, normal		20.000	0.130	
Interior, frame, reduced		20.000	0.200	
e 0,9 Cavity Hohlraum				0.900



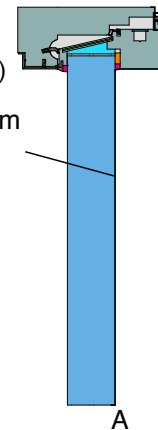
Boundary Condition	q [W/m²]	θ [°C]	R [(m²·K)/W]	ϵ
Adiabatic	0.000			
Exterior Außen		-10.000	0.040	
e 0,9 Cavity Hohlraum		20.000	0.250	0.900
fRsi: Interior Innen		20.000	0.250	



$$\psi_{A-E-C,*} = \frac{\Phi}{\Delta T} - \frac{\Phi_1}{\Delta T} - U_2 \cdot b_2 = \frac{12.844}{30.000} - \frac{8.124}{30.000} - 0.131 \cdot 1.010 = 0.025 \text{ W}/(\text{m} \cdot \text{K})$$

Material	λ [W/(m·K)]	ϵ
Clay plaster Lehmputz 4108-4	0.910	0.900
EPDM	0.250	0.900
EQ-insulation_wall	0.065	
Insulation Wärmedämmung 040	0.040	0.900
Lime cement plaster Kalkzement Putz	1.000	
PU foam PU-Schaum 027	0.027	0.900
Panel Maske	0.035	0.900
Polyvinylchloride (PVC)	0.170	0.900
STEICO flex 039	0.039	
STEICO protect Typ H	0.050	0.900
Silicone Silikon	0.350	0.900
Softwood flow parallel Weichholz Q parallel	0.290	
Softwood, OSB Weichholz, OSB 10456	0.130	0.900
Spruce, Fir Fichte, Tanne	0.110	0.900
Steel Stahl	50.000	0.900
Unvent. cavity unbel. Hohlr.		
slightly vent. cav. leicht bel. Hohlr.		

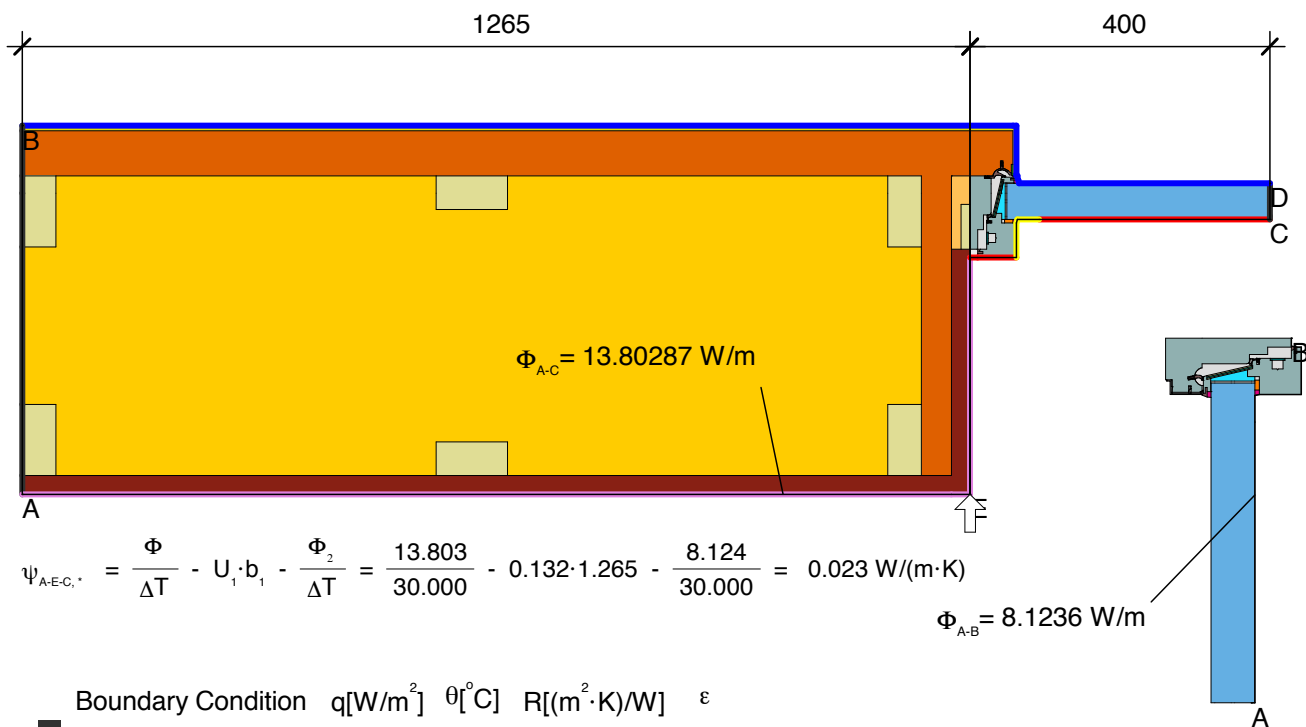
$$\Phi_{A-B} = 8.1236 \text{ W}/\text{m}$$



Boundary Condition	q [W/m ²]	θ [°C]	R [(m ² ·K)/W]	ϵ
Adiabatic	0.000			
Exterior Außen		-10.000	0.040	
Interior Innen		20.000	0.130	
Interior, frame, normal		20.000	0.130	
Interior, frame, reduced		20.000	0.200	
e 0,9 Cavity Hohlraum				0.900

Boundary Condition	q [W/m ²]	θ [°C]	R [(m ² ·K)/W]	ϵ
Adiabatic	0.000			
Exterior Außen		-10.000	0.040	
e 0,9 Cavity Hohlraum				0.900
fRsi: Interior Innen		20.000	0.250	



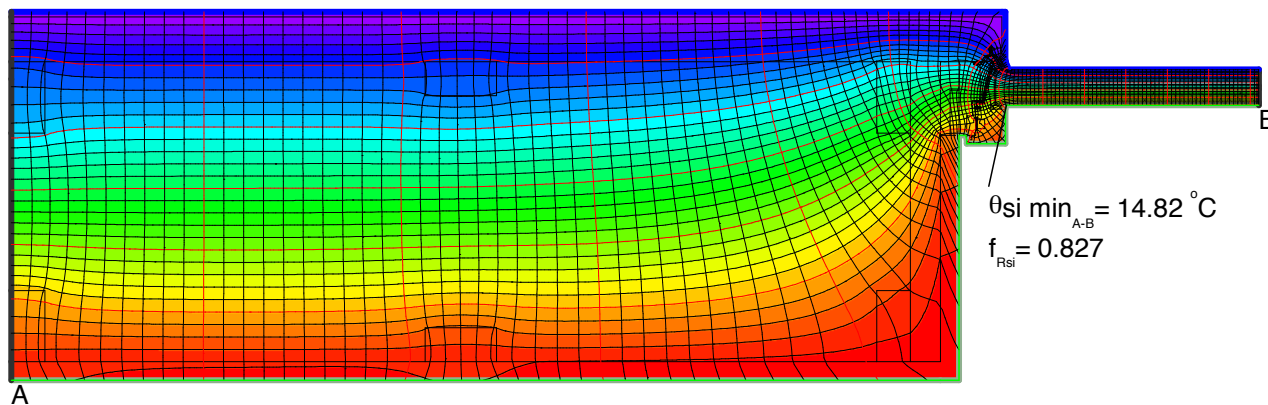
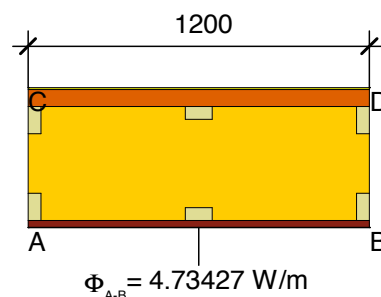


$$\psi_{A-E,C,*} = \frac{\Phi}{\Delta T} - U_1 \cdot b_1 - \frac{\Phi_2}{\Delta T} = \frac{13.803}{30.000} - 0.132 \cdot 1.265 - \frac{8.124}{30.000} = 0.023 \text{ W}/(\text{m} \cdot \text{K})$$

Boundary Condition	q[W/m ²]	θ[°C]	R[(m ² ·K)/W]	ε
Adiabatic	0.000			
Exterior Außen		-10.000	0.040	
Interior Innen		20.000	0.130	
Interior, frame, normal		20.000	0.130	
Interior, frame, reduced		20.000	0.200	
e 0,9 Cavity Hohlraum				0.900

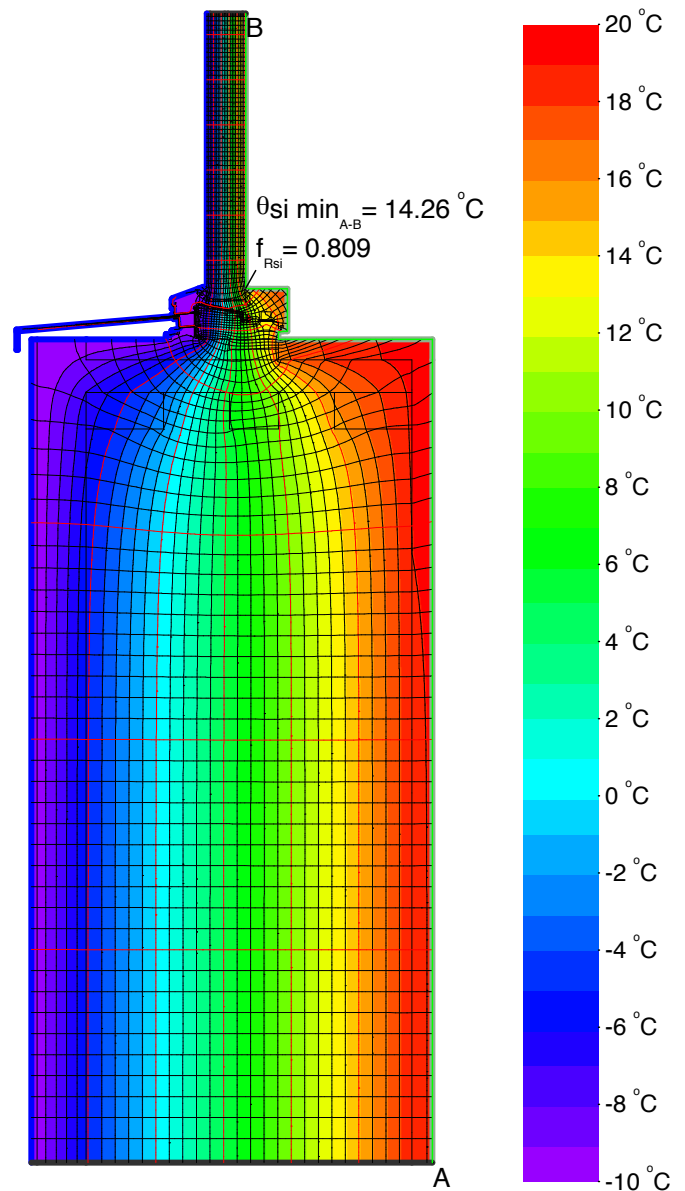
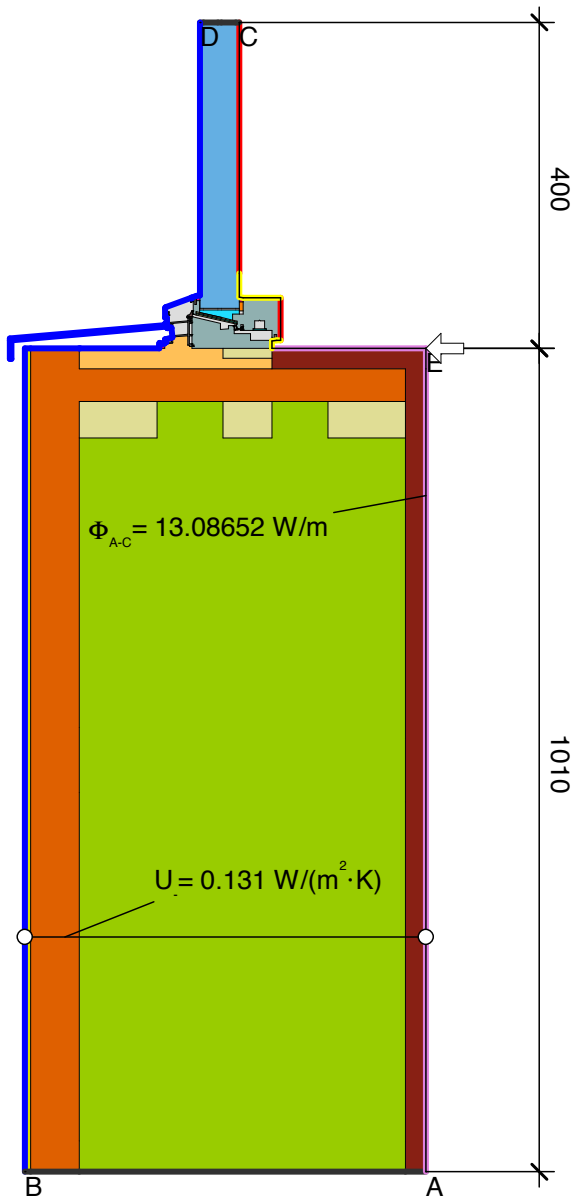
Material	λ[W/(m·K)]	ε
Clay plaster Lehmputz 4108-4	0.910	0.900
EPDM	0.250	0.900
Insulation Wärmedämmung 040	0.040	0.900
Lime cement plaster Kalkzement Putz	1.000	
PU foam PU-Schaum 027	0.027	0.900
Panel Maske	0.035	0.900
Polyvinylchloride (PVC)	0.170	0.900
STEICO flex 039	0.039	
STEICO protect Typ H	0.050	0.900
Silicone Silikon	0.350	0.900
Softwood flow parallel Weichholz Q parallel	0.290	
Softwood, OSB Weichholz, OSB 10456	0.130	0.900
Spruce, Fir Fichte, Tanne	0.110	0.900
Steel Stahl	50.000	0.900
Straw compressed	0.062	
Unvent. cavity unbel. Hohlr.		
slightly vent. cav. leicht bel. Hohlr.		

$$U_{\text{eq A-B}} = \frac{\Phi}{\Delta T \cdot b} = \frac{4.734}{30.000 \cdot 1.200} = 0.132 \text{ W}/(\text{m}^2 \cdot \text{K})$$



Boundary Condition	q[W/m ²]	θ[°C]	R[(m ² ·K)/W]	ε
Adiabatic	0.000			
Exterior Außen		-10.000	0.040	
e 0,9 Cavity Hohlraum				0.900
fRsi: Interior Innen		20.000	0.250	

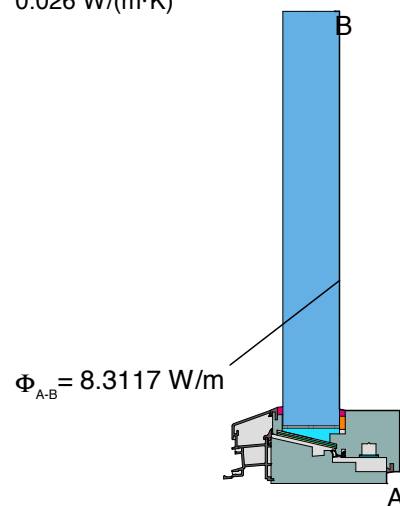




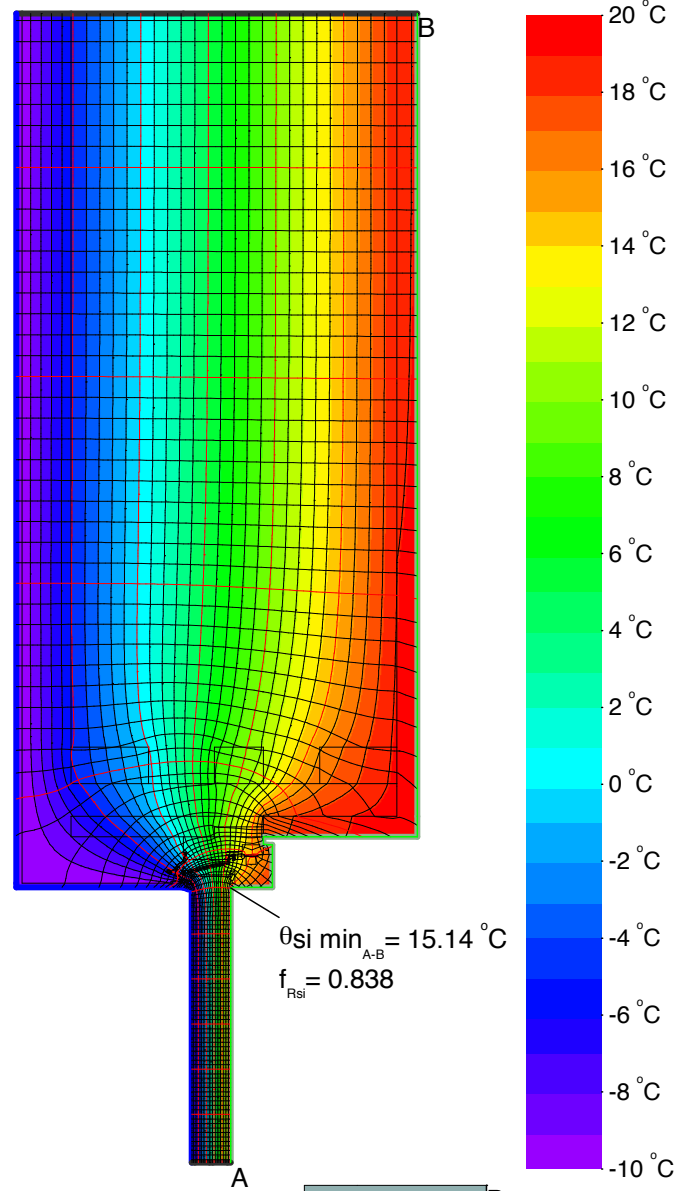
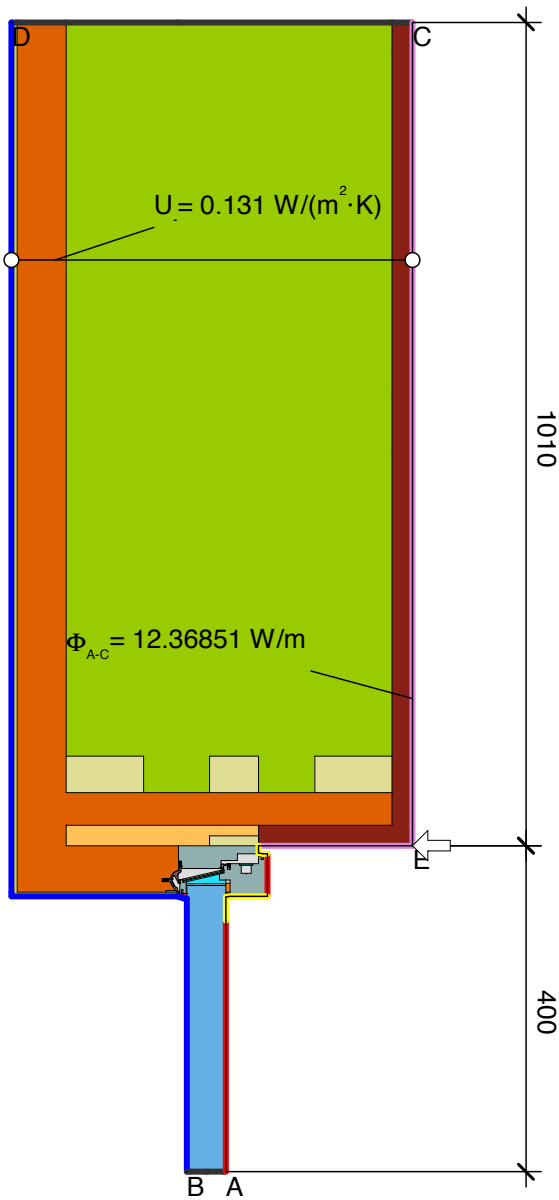
$$\psi_{A-E,C} = \frac{\Phi}{\Delta T} - U_1 \cdot b_1 - \frac{\Phi_2}{\Delta T} = \frac{13.087}{30.000} - 0.131 \cdot 1.010 - \frac{8.312}{30.000} = 0.026 \text{ W/(m} \cdot \text{K)}$$

Material	λ [W/(m·K)]	ϵ
Aluminum Aluminium 10456	160.000	0.900
Clay plaster Lehmputz 4108-4	0.910	
EPDM	0.250	0.900
EQ-insulation_wall	0.065	
Insulation Wärmedämmung 040	0.040	0.900
Lime cement plaster Kalkzement Putz	1.000	
PU foam PU-Schaum 027	0.027	0.900
Panel Maske	0.035	0.900
STEICO flex 039	0.039	
STEICO protect Typ H	0.050	
Silicone Silikon	0.350	0.900
Softwood flow parallel Weichholz Q parallel	0.290	
Softwood, OSB Weichholz, OSB 10456	0.130	0.900
Spruce, Fir Fichte, Tanne	0.110	0.900
Steel Stahl	50.000	0.900
Unvent. cavity unbel. Hohlr.		
slightly vent. cav. leicht bel. Hohlr.		


Boundary Condition	q [W/m ²]	θ [°C]	R [(m ² ·K)/W]	ϵ
Adiabatic	0.000			
Exterior Außen		-10.000	0.040	
Interior Innen		20.000	0.130	
Interior, frame, normal		20.000	0.130	
Interior, frame, reduced		20.000	0.200	
e 0,9 Cavity Hohlraum				0.900



Boundary Condition	q [W/m ²]	θ [°C]	R [(m ² ·K)/W]	ϵ
Adiabatic	0.000			
Exterior Außen		-10.000	0.040	
e 0,9 Cavity Hohlraum				0.900
fRsi: Interior Innen		20.000	0.250	



$$\psi_{A-E.C.} = \frac{\Phi}{\Delta T} - \frac{\Phi_1}{\Delta T} - U_2 \cdot b_2 = \frac{12.369}{30.000} - \frac{8.124}{30.000} - 0.131 \cdot 1.010 = 0.009 \text{ W}/(\text{m}^2 \cdot \text{K})$$

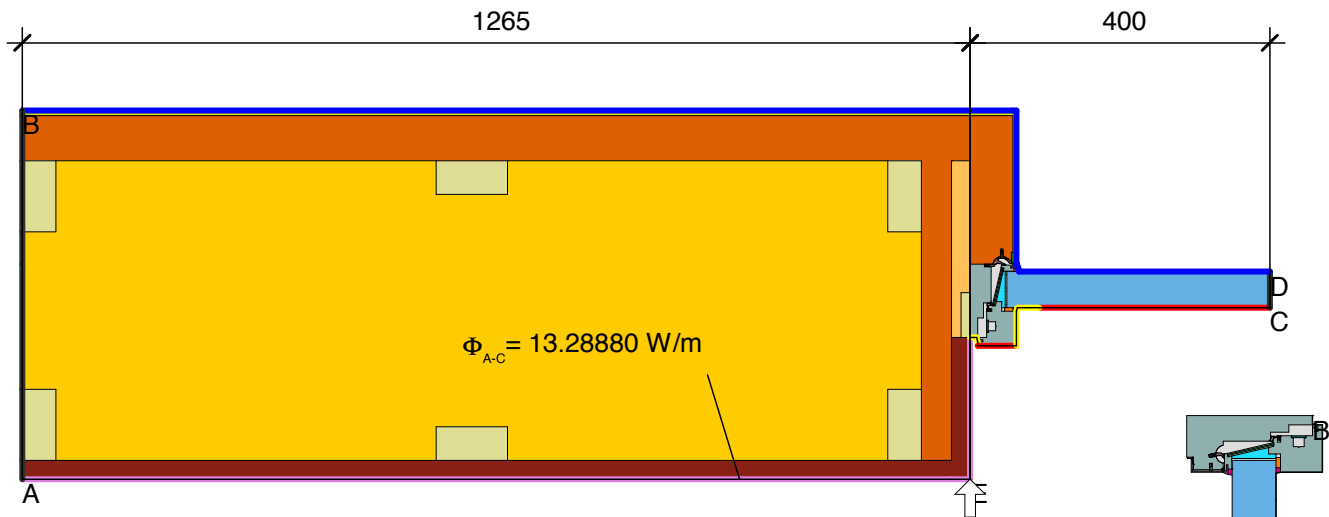


Material	λ [W/(m·K)]	ϵ
Clay plaster Lehmputz 4108-4	0.910	
EPDM	0.250	0.900
EQ-insulation_wall	0.065	
Insulation Wärmedämmung 040	0.040	0.900
Lime cement plaster Kalkzement Putz	1.000	
PU foam PU-Schaum 027	0.027	0.900
Panel Maske	0.035	0.900
Polyvinylchloride (PVC)	0.170	0.900
STEICO flex 039	0.039	
STEICO protect Typ H	0.050	0.900
Silicone Silikon	0.350	0.900
Softwood flow parallel Weichholz Q parallel	0.290	
Softwood, OSB Weichholz, OSB 10456	0.130	0.900
Spruce, Fir Fichte, Tanne	0.110	0.900
Steel Stahl	50.000	0.900
Unvent. cavity unbel. Hohlr.		

$$\Phi_{A-B} = 8.1236 \text{ W/m}$$

Boundary Condition	q [W/m²]	θ [°C]	R [(m²·K)/W]	ϵ
Adiabatic	0.000			
Exterior Außen		-10.000	0.040	
Interior Innen		20.000	0.130	
Interior, frame, normal		20.000	0.130	
Interior, frame, reduced		20.000	0.200	
e 0,9 Cavity Hohlraum				0.900

Boundary Condition	q [W/m²]	θ [°C]	R [(m²·K)/W]	ϵ
Adiabatic	0.000			
Exterior Außen		-10.000	0.040	
e 0,9 Cavity Hohlraum				0.900
fRsi: Interior Innen		20.000	0.250	

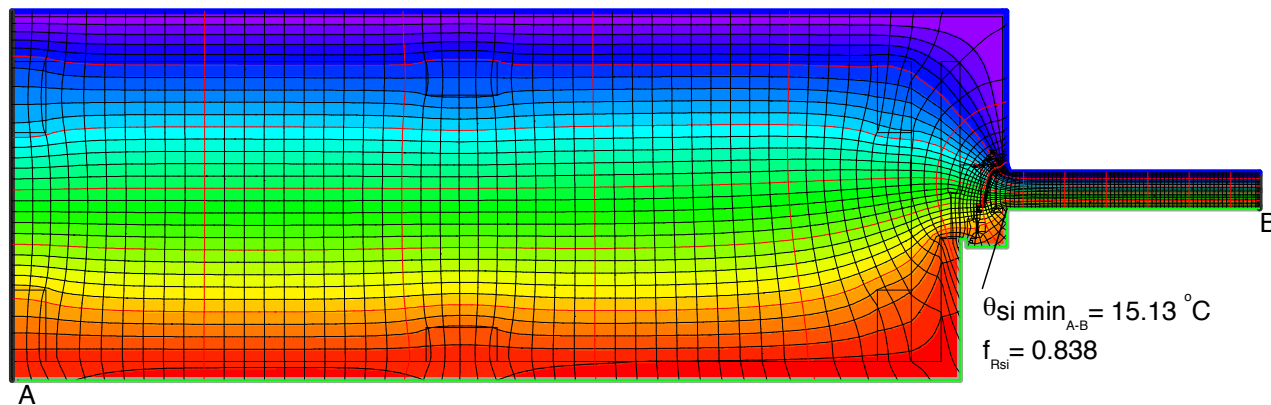

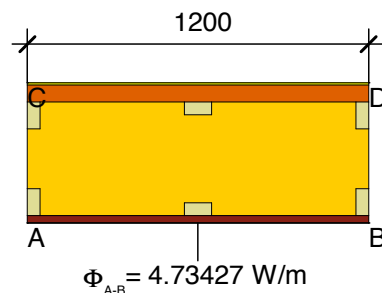


$$\psi_{A-E-C,*} = \frac{\Phi}{\Delta T} - U_1 \cdot b_1 - \frac{\Phi_2}{\Delta T} = \frac{13.289}{30.000} - 0.132 \cdot 1.265 - \frac{8.124}{30.000} = 0.006 \text{ W}/(\text{m} \cdot \text{K})$$

Boundary Condition	q[W/m ²]	θ[°C]	R[(m ² ·K)/W]	ε
Adiabatic	0.000			
Exterior Außen		-10.000	0.040	
Interior Innen		20.000	0.130	
Interior, frame, normal		20.000	0.130	
Interior, frame, reduced		20.000	0.200	
e 0,9 Cavity Hohlraum				0.900

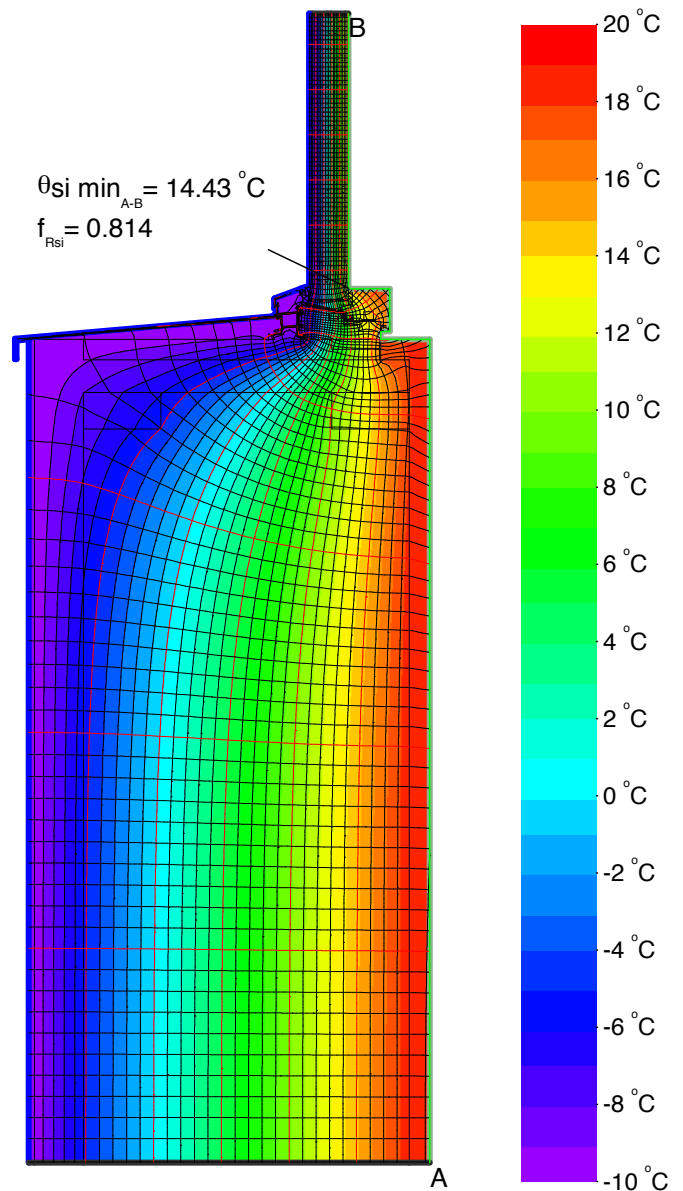
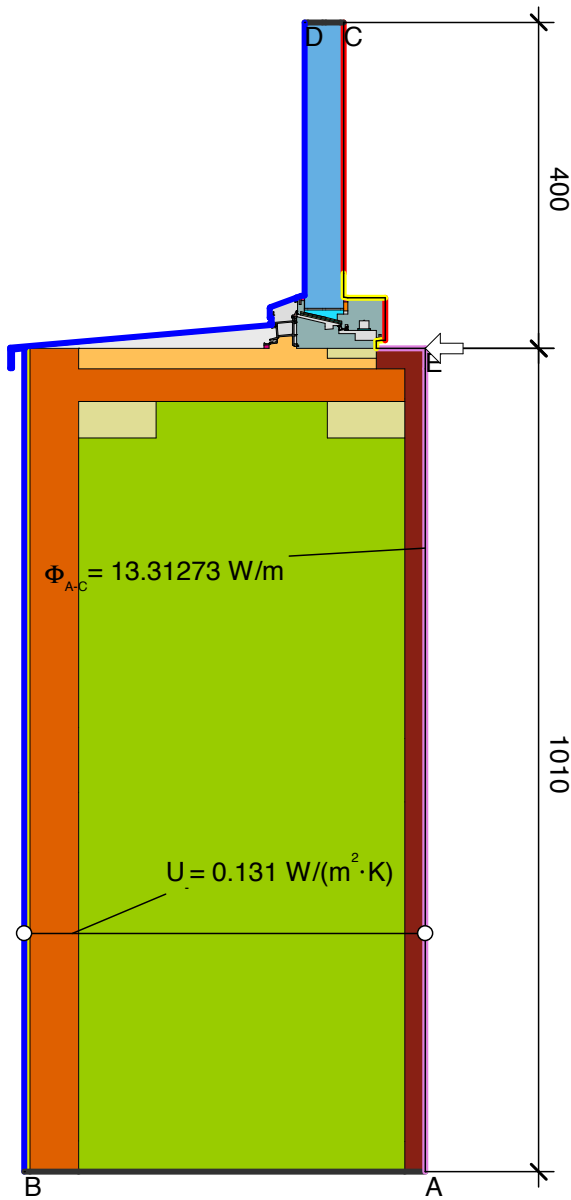
Material	λ[W/(m·K)]	ε
Clay plaster Lehmputz 4108-4	0.910	
EPDM	0.250	0.900
Insulation Wärmedämmung 040	0.040	0.900
Lime cement plaster Kalkzement Putz	1.000	
PU foam PU-Schaum 027	0.027	0.900
Panel Maske	0.035	0.900
Polyvinylchloride (PVC)	0.170	0.900
STEICO flex 039	0.039	
STEICO protect Typ H	0.050	0.900
Silicone Silikon	0.350	0.900
Softwood flow parallel Weichholz Q parallel	0.290	
Softwood, OSB Weichholz, OSB 10456	0.130	0.900
Spruce, Fir Fichte, Tanne	0.110	0.900
Steel Stahl	50.000	0.900
Straw compressed	0.062	
Unvent. cavity unbel. Hohlr.		

$$U_{\text{eq A-B}} = \frac{\Phi}{\Delta T \cdot b} = \frac{4.734}{30.000 \cdot 1.200} = 0.132 \text{ W}/(\text{m}^2 \cdot \text{K})$$



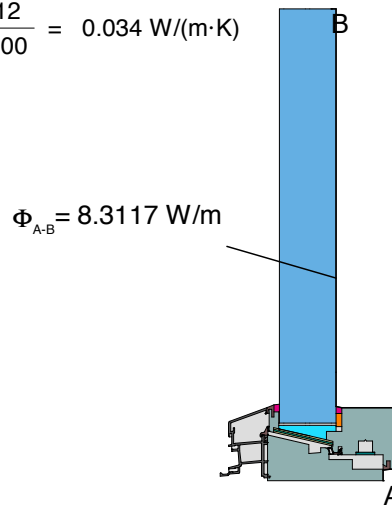
Boundary Condition	q[W/m ²]	θ[°C]	R[(m ² ·K)/W]	ε
Adiabatic	0.000			
Exterior Außen		-10.000	0.040	
e 0,9 Cavity Hohlraum				0.900
fRsi: Interior Innen		20.000	0.250	





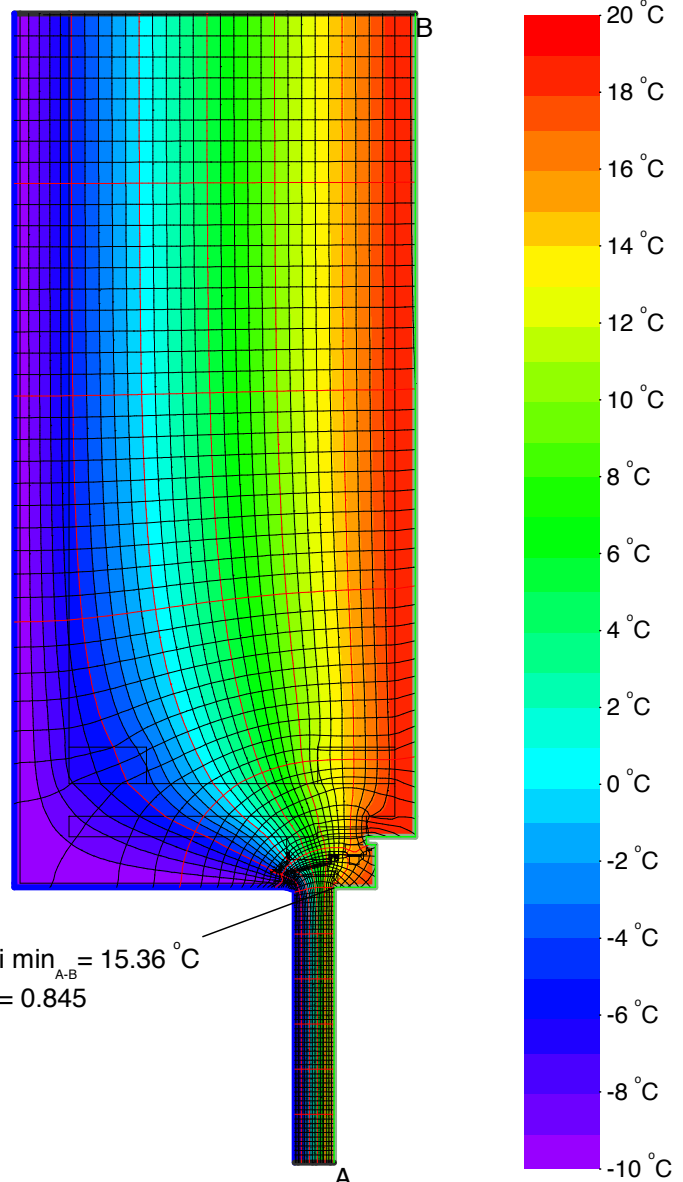
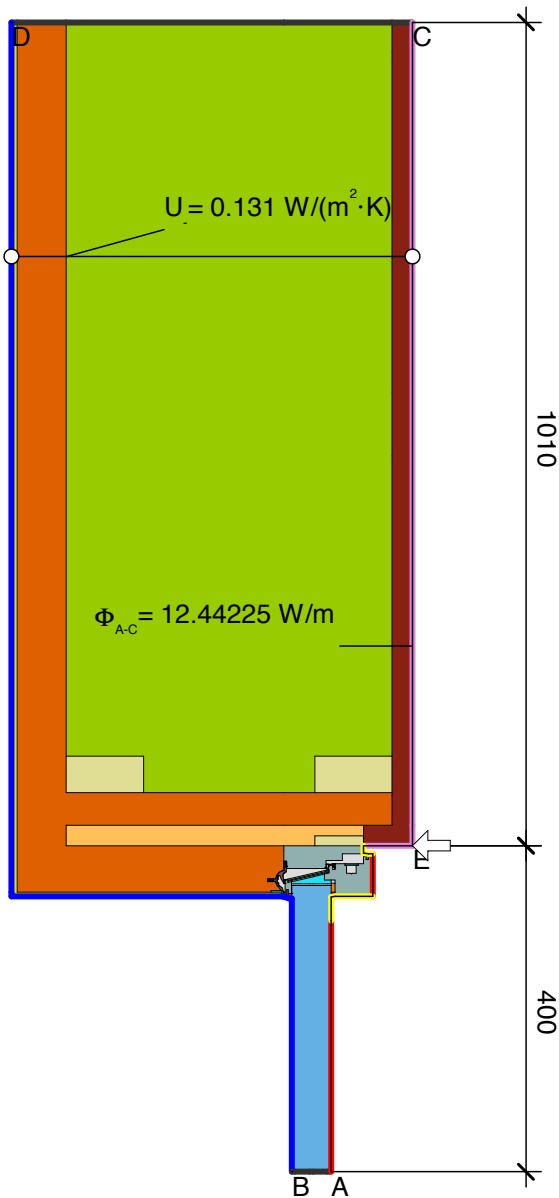
$$\Psi_{A-E,C} = \frac{\Phi}{\Delta T} - U_1 \cdot b_1 - \frac{\Phi_2}{\Delta T} = \frac{13.313}{30.000} - 0.131 \cdot 1.010 - \frac{8.312}{30.000} = 0.034 \text{ W/(m} \cdot \text{K)}$$

Material	λ [W/(m·K)]	ϵ
Aluminum I Aluminium 10456	160.000	0.900
Clay plaster I Lehmputz 4108-4	0.910	
EPDM	0.250	0.900
EQ-insulation_wall	0.065	
Insulation I Wärmedämmung 040	0.040	0.900
Lime cement plaster I Kalkzement Putz	1.000	0.900
PU foam I PU-Schaum 027	0.027	0.900
Panel I Maske	0.035	0.900
STEICO flex 039	0.039	0.900
STEICO protect Typ H	0.050	0.900
Silicone I Silikon	0.350	0.900
Softwood flow parallel I Weichholz Q parallel	0.290	
Softwood, OSB I Weichholz, OSB 10456	0.130	0.900
Spruce, Fir I Fichte, Tanne	0.110	0.900
Steel I Stahl	50.000	0.900
Unvent. cavity I unbel. Hohlr.		
slightly vent. cav. I leicht bel. Hohlr.		

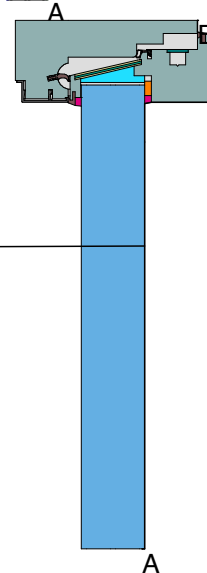


Boundary Condition	q [W/m ²]	θ [°C]	R [(m ² ·K)/W]	ϵ
Adiabatic	0.000			
Exterior I Außen	-10.000	0.040		
Interior I Innen	20.000	0.130		
Interior, frame, normal	20.000	0.130		
Interior, frame, reduced	20.000	0.200		
e 0,9 Cavity I Hohlraum				0.900

Boundary Condition	q [W/m ²]	θ [°C]	R [(m ² ·K)/W]	ϵ
Adiabatic	0.000			
Exterior I Außen	-10.000	0.040		
e 0,9 Cavity I Hohlraum				0.900
fRsi: Interior I Innen	20.000	0.250		



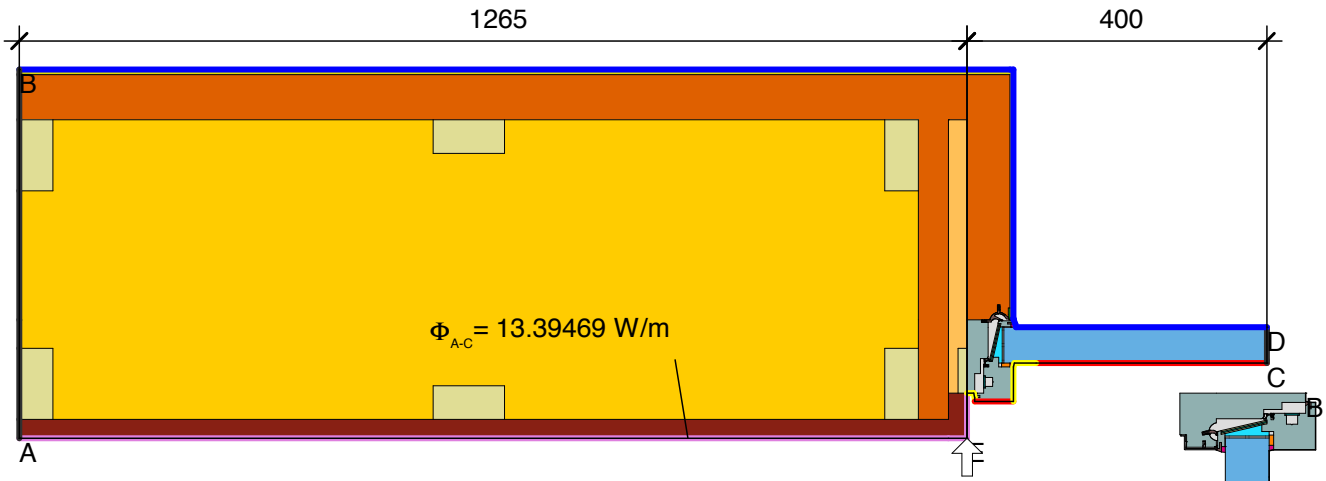
$$\Psi_{A-E-C} = \frac{\Phi}{\Delta T} - \frac{\Phi_1}{\Delta T} - U_2 \cdot b_2 = \frac{12.442}{30.000} - \frac{8.124}{30.000} - 0.131 \cdot 1.010 = 0.011 \text{ W}/(\text{m} \cdot \text{K})$$



Material	λ [W/(m·K)]	ϵ
Clay plaster Lehmputz 4108-4	0.910	
EPDM	0.250	0.900
EQ-insulation_wall	0.065	
Insulation Wärmedämmung 040	0.040	0.900
Lime cement plaster Kalkzement Putz	1.000	
PU foam PU-Schaum 027	0.027	0.900
Panel Maske	0.035	0.900
Polyvinylchloride (PVC)	0.170	0.900
STEICO flex 039	0.039	
STEICO protect Typ H	0.050	0.900
Silicone Silikon	0.350	0.900
Softwood flow parallel Weichholz Q parallel	0.290	
Softwood, OSB Weichholz, OSB 10456	0.130	0.900
Spruce, Fir Fichte, Tanne	0.110	0.900
Steel Stahl	50.000	0.900
Unvent. cavity unbel. Hohlr.		

Boundary Condition	q [W/m ²]	θ [°C]	R [(m ² ·K)/W]	ϵ
Adiabatic	0.000			
Exterior Außen		-10.000	0.040	
Interior Innen		20.000	0.130	
Interior, frame, normal		20.000	0.130	
Interior, frame, reduced		20.000	0.200	
e 0,9 Cavity Hohlraum				0.900

Boundary Condition	q [W/m ²]	θ [°C]	R [(m ² ·K)/W]	ϵ
Adiabatic	0.000			
Exterior Außen		-10.000	0.040	
e 0,9 Cavity Hohlraum				0.900
fRsi: Interior Innen		20.000	0.250	



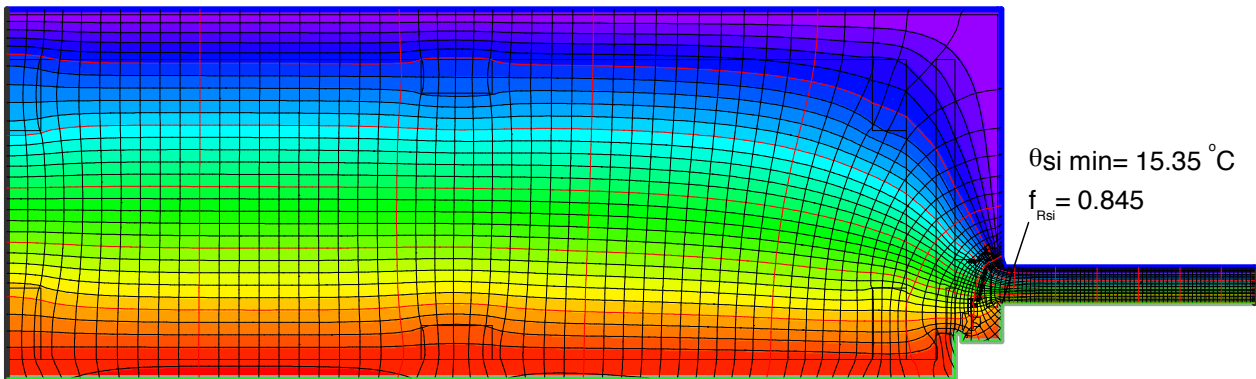
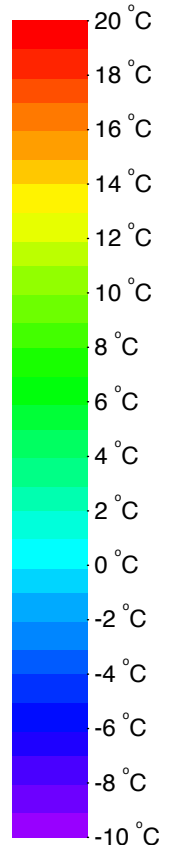
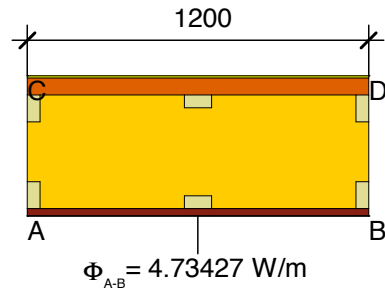
$$\psi_{A-E-C,*} = \frac{\Phi}{\Delta T} - U_1 \cdot b_1 - \frac{\Phi_2}{\Delta T} = \frac{13.395}{30.000} - 0.132 \cdot 1.265 - \frac{8.124}{30.000} = 0.009 \text{ W}/(\text{m} \cdot \text{K})$$

$$\Phi_{A-B} = 8.1236 \text{ W/m}$$

Boundary Condition	q[W/m ²]	θ[°C]	R[(m ² ·K)/W]	ε
Adiabatic	0.000			
Exterior Außen		-10.000	0.040	
Interior Innen		20.000	0.130	
Interior, frame, normal		20.000	0.130	
Interior, frame, reduced		20.000	0.200	
e 0,9 Cavity Hohlraum				0.900

Material	λ[W/(m·K)]	ε
Clay plaster Lehmputz 4108-4	0.910	
EPDM	0.250	0.900
Insulation Wärmedämmung 040	0.040	0.900
Lime cement plaster Kalkzement Putz	1.000	
PU foam PU-Schaum 027	0.027	0.900
Panel Maske	0.035	0.900
Polyvinylchloride (PVC)	0.170	0.900
STEICO flex 039	0.039	
STEICO protect Typ H	0.050	0.900
Silicone Silikon	0.350	0.900
Softwood flow parallel Weichholz Q parallel	0.290	
Softwood, OSB Weichholz, OSB 10456	0.130	0.900
Spruce, Fir Fichte, Tanne	0.110	0.900
Steel Stahl	50.000	0.900
Straw compressed	0.062	
Unvent. cavity unbel. Hohlr.		

$$U_{\text{eq A-B}} = \frac{\Phi}{\Delta T \cdot b} = \frac{4.734}{30.000 \cdot 1.200} = 0.132 \text{ W}/(\text{m}^2 \cdot \text{K})$$



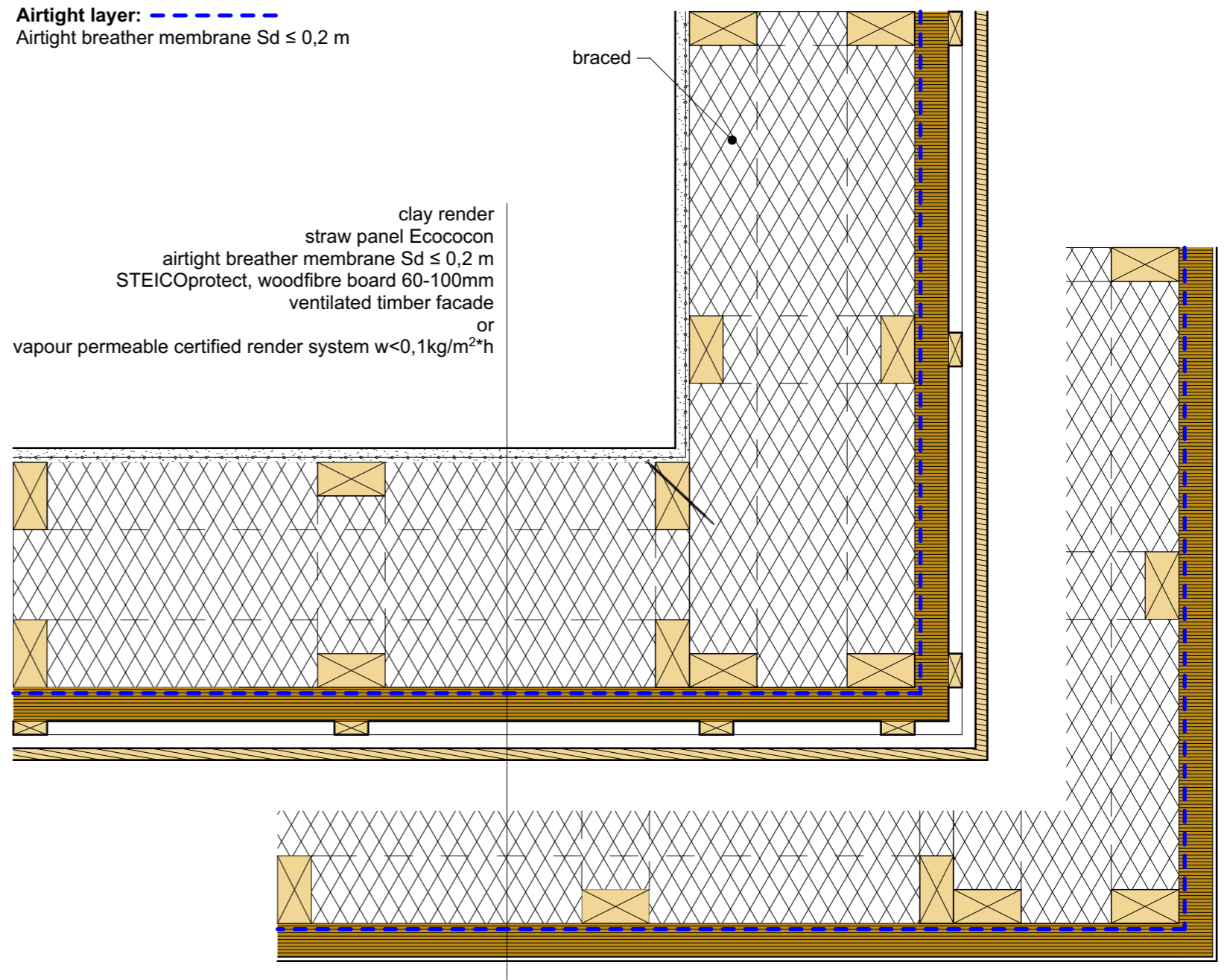
Boundary Condition	q[W/m ²]	θ[°C]	R[(m ² ·K)/W]	ε
Adiabatic	0.000			
Exterior Außen		-10.000	0.040	
e 0,9 Cavity Hohlraum				0.900
fRsi: Interior Innen		20.000	0.250	




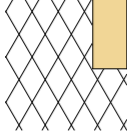

Appendix 3 Certified Passivhaus DETAILS



Airtight layer: - - - - -
 Airtight breather membrane $S_d \leq 0,2 \text{ m}$



clay render
 straw panel Ecococon
 airtight breather membrane $S_d \leq 0,2 \text{ m}$
 STEICOprotect, woodfibre board 60-100mm
 ventilated timber facade
 or
 vapour permeable certified render system $w < 0,1 \text{ kg/m}^2 \cdot \text{h}$

-  0,050 W/(mK) - Steico Protect Typ H 60mm
-  0,0645 W/(mK) - Straw/Wood Ecococon Panel
-  0,039 W/(mK) - Steico Flex

PH CERTIFICATION

EWEC 01


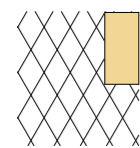

Wall External Corner, Wand Aussenecke

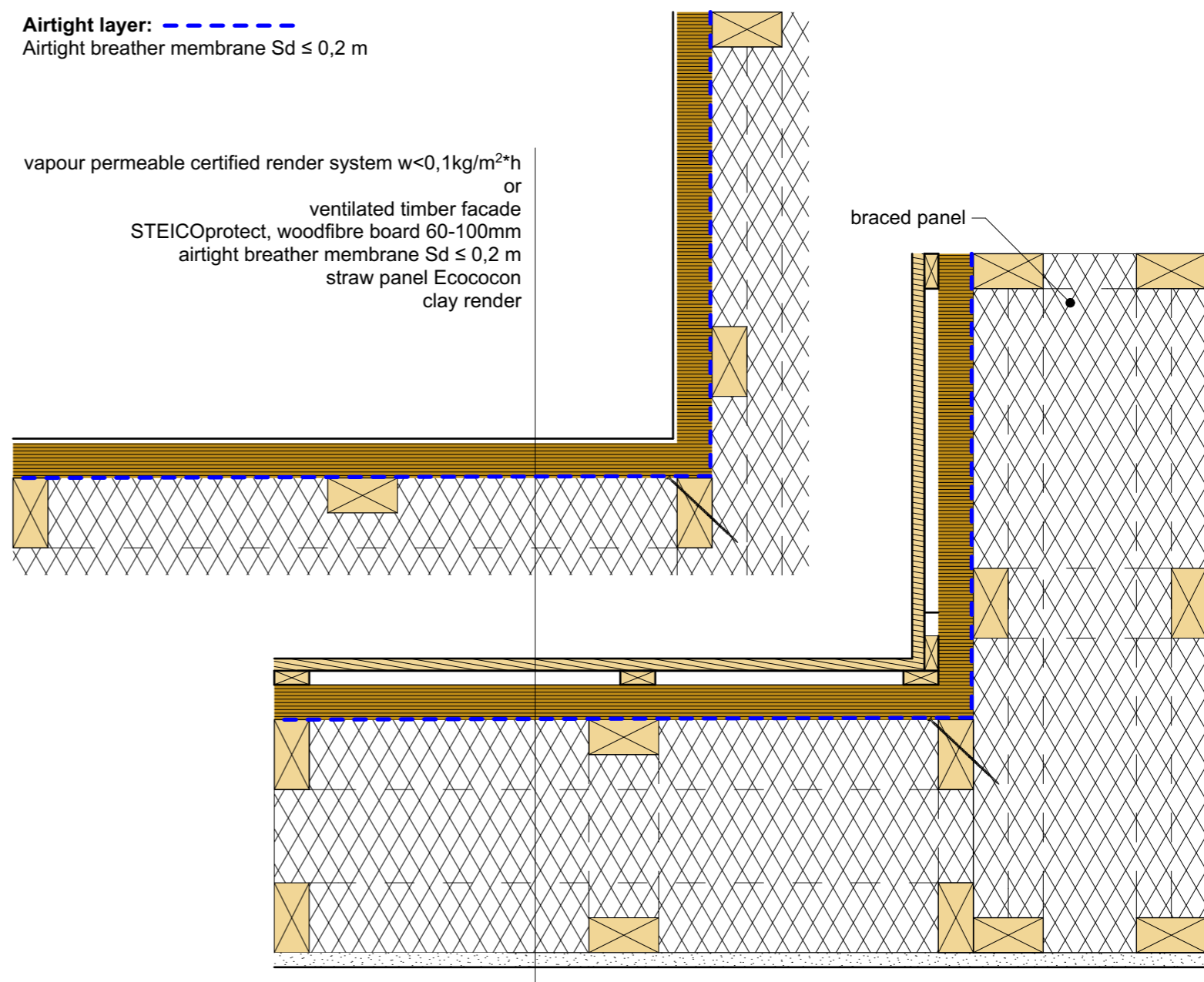


Airtight layer: - - - - -
Airtight breather membrane $S_d \leq 0,2$ m

vapour permeable certified render system $w < 0,1 \text{ kg/m}^2 \cdot \text{h}$
or
ventilated timber facade
STEICOprotect, woodfibre board 60-100mm
airtight breather membrane $S_d \leq 0,2$ m
straw panel Ecococon
clay render

braced panel

-  0,050 W/(mK) - Steico Protect Typ H 60mm
-  0,0645 W/(mK) - Straw/Wood Ecococon Panel
-  0,039 W/(mK) - Steico Flex



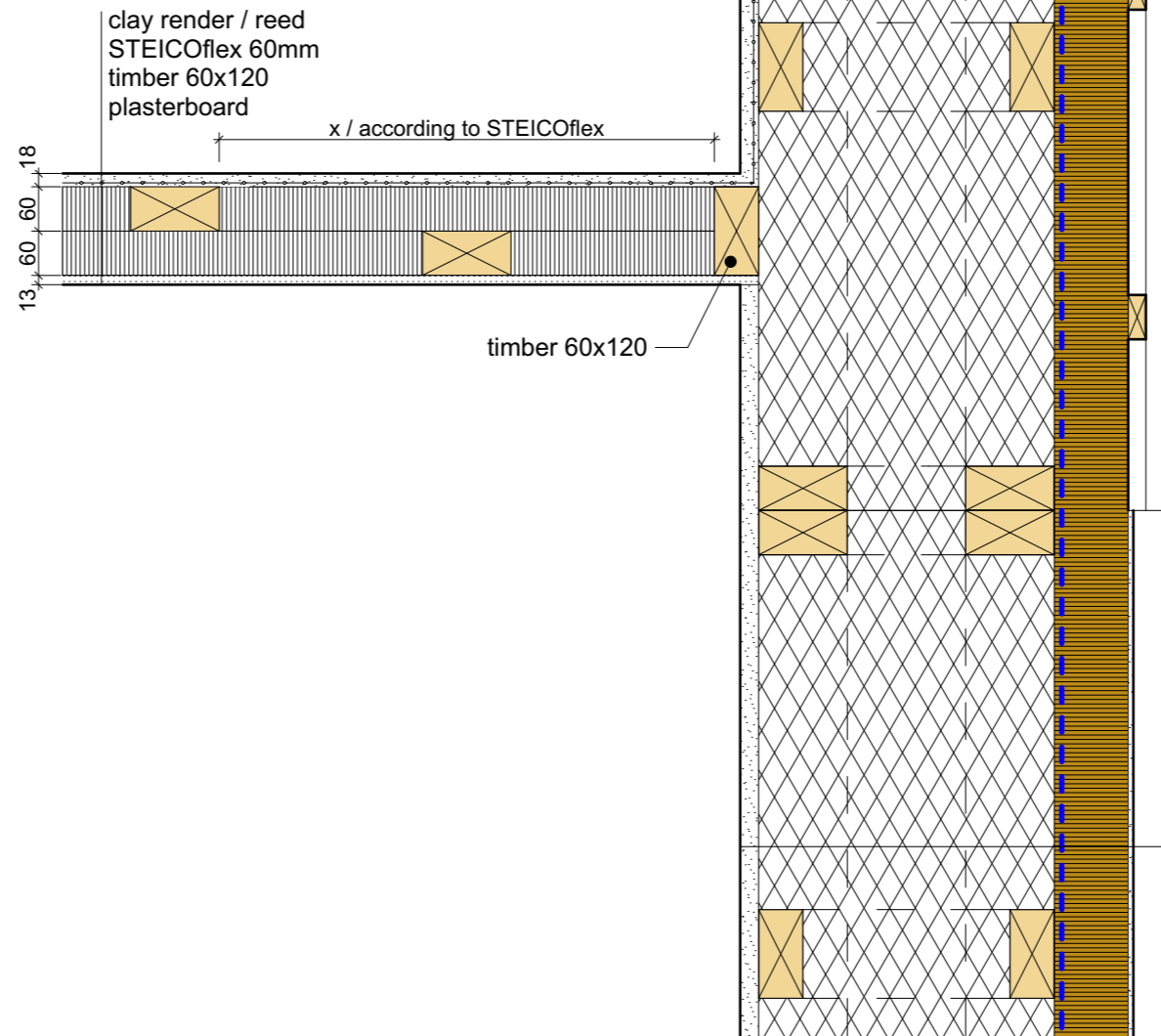
PH CERTIFICATION


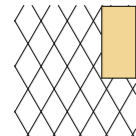

EWIC 01

External Wall Internal Corner, Wand Innenecke



Airtight layer: - - - - -
 Airtight breather membrane $S_d \leq 0,2 \text{ m}$



-  0,050 W/(mK) - Steico Protect Typ H 60mm
-  0,0645 W/(mK) - Straw/Wood Ecococon Panel
-  0,039 W/(mK) - Steico Flex




ventilated timber facade / vapour permeable certified
 render system $w < 0,1 \text{ kg/m}^2 \cdot \text{h}$
 STEICOPROTECT, woodfibre board
 airtight breather membrane $S_d \leq 0,2 \text{ m}$
 straw panel Ecococon
 clay render

PH CERTIFICATION

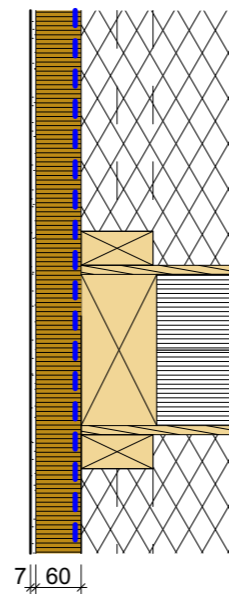
EWIW 01

Junction Internal wall - External wall, Innenwandeinbindung

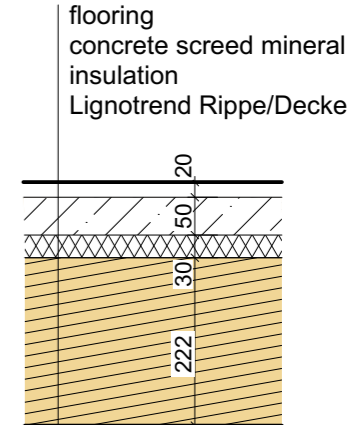
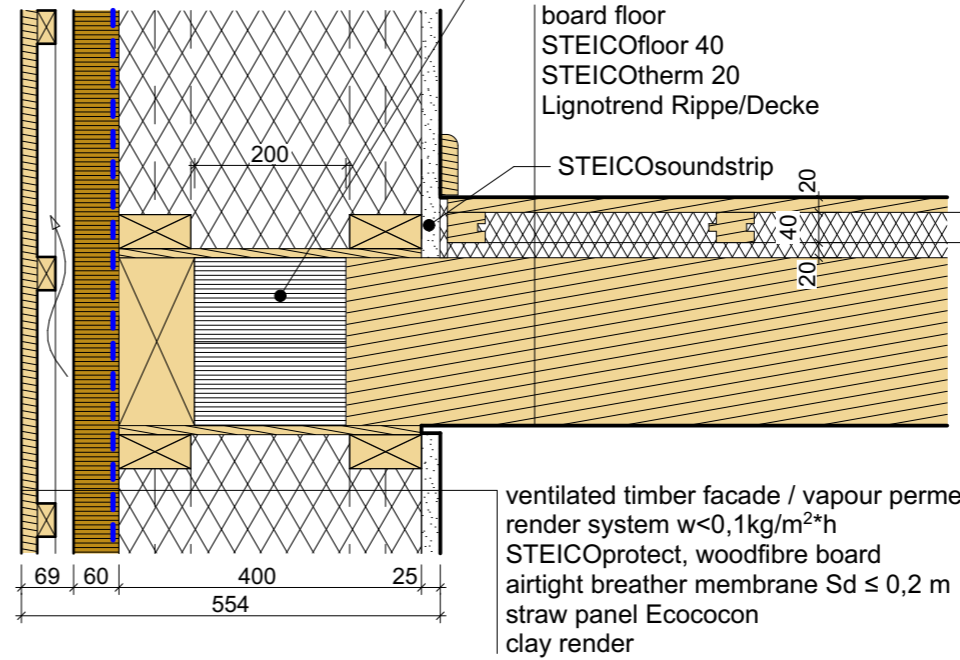


-  0,050 W/(mK) - Steico Protect Typ H 60mm
-  0,0645 W/(mK) - Straw/Wood Ecococon Panel
-  0,039 W/(mK) - Steico Flex

RENDER



WOOD FACADE

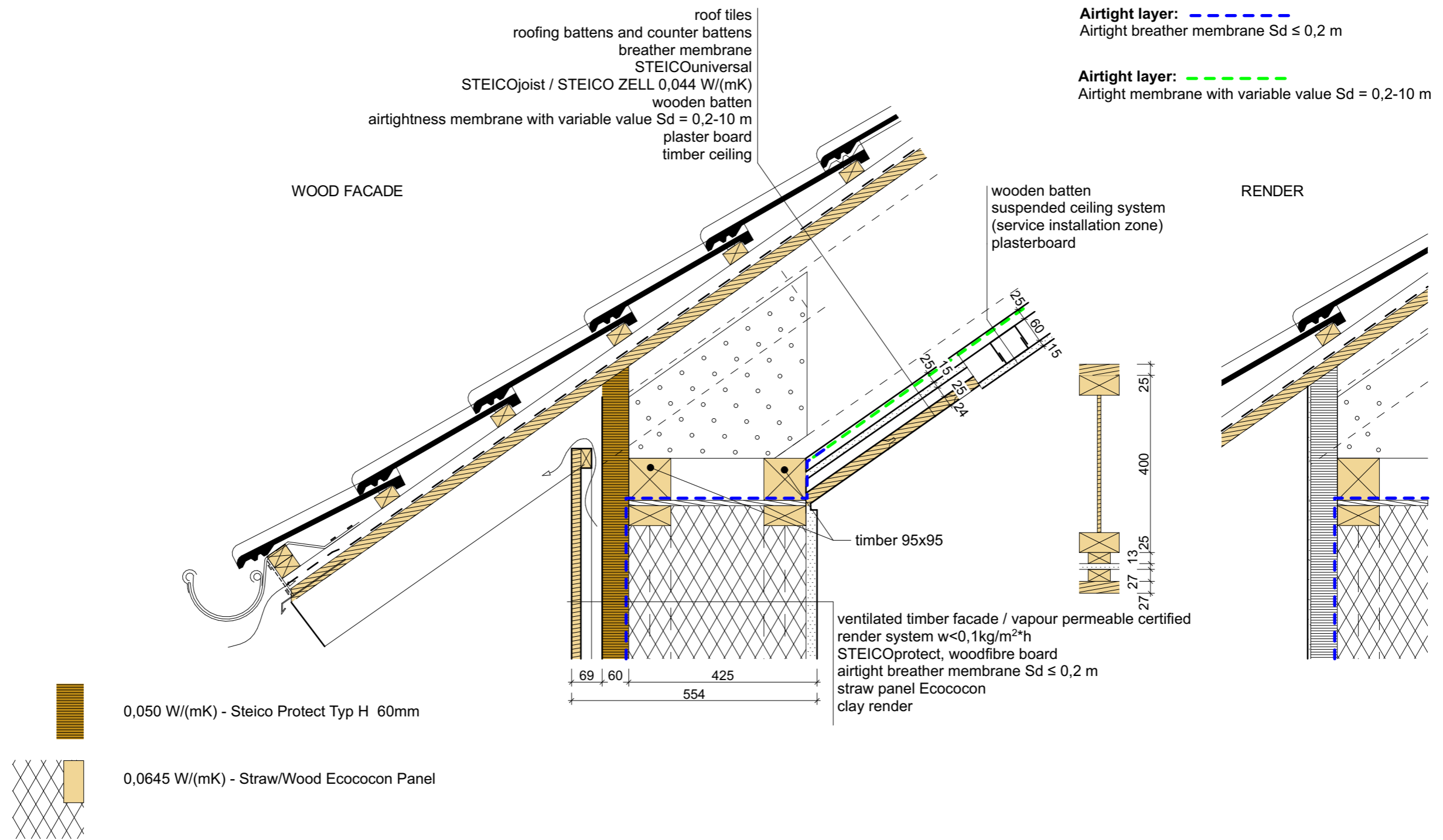


PH CERTIFICATION

EWCE 01

Wall-Ceiling (CLT), Wand Deckeneinbindung (KLH)





PH CERTIFICATION

ROEA 01

Roof Eaves (I-beam), Dach Traufe (I-Träger)



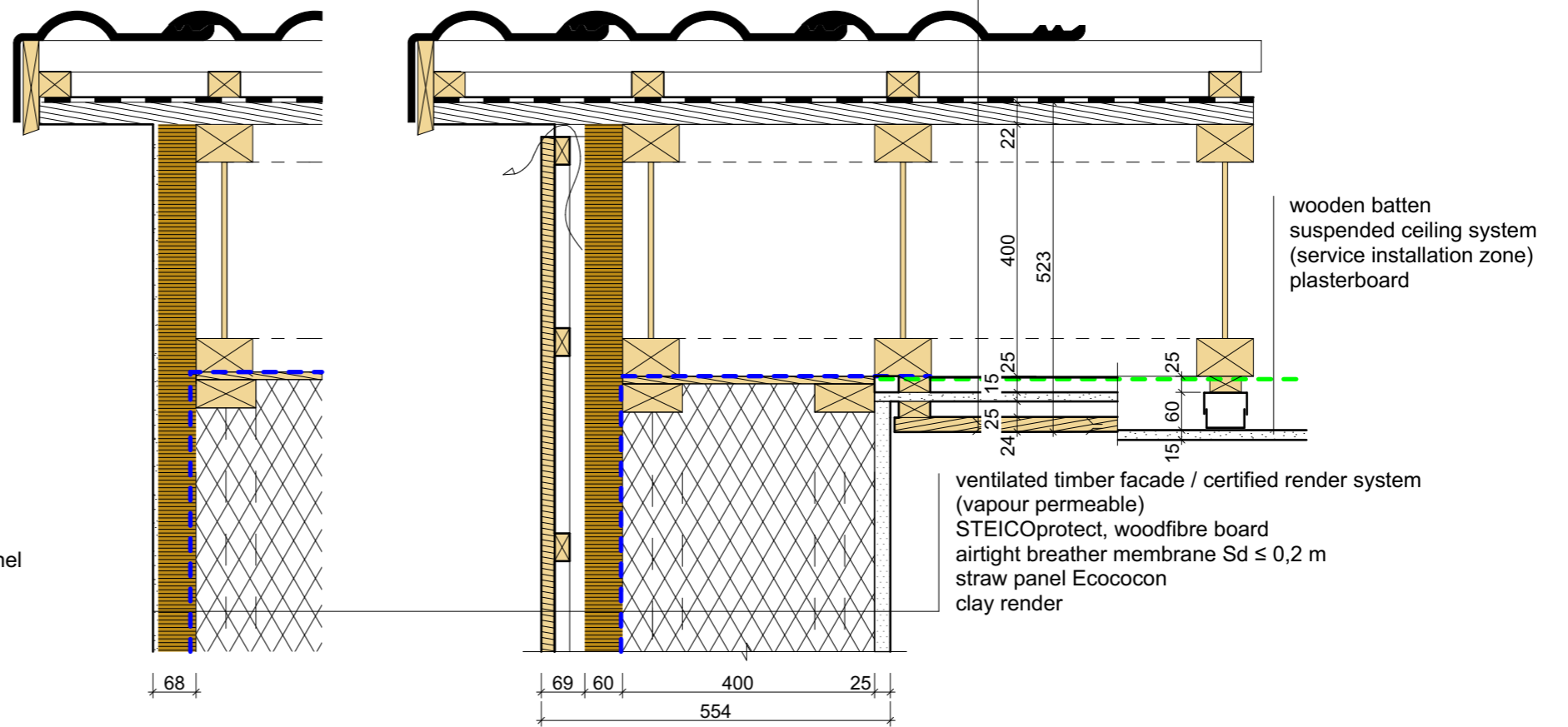
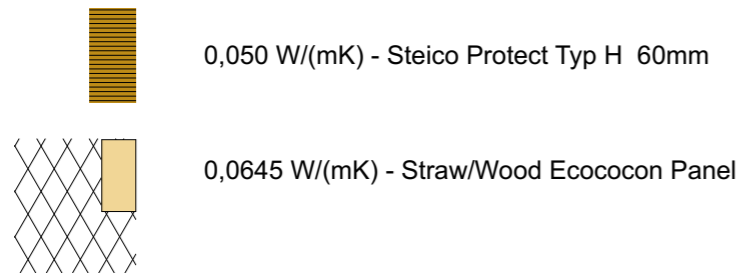
Airtight layer: - - - - -
Airtight breather membrane $S_d \leq 0,2 \text{ m}$

Airtight layer: - - - - -
Airtight membrane with variable value $S_d = 0,2-10 \text{ m}$

RENDER

WOOD FACADE

Roof tiles
counter battens
roof battens
roof membrane
OSB/Plywood/Wooden boards 22 mm
STEICOjoist with STEICO ZELL 0,044 W/(mK)
airtight membrane with variable value $S_d = 0,2-10 \text{ m}$
wooden batten
plaster board
timber ceiling



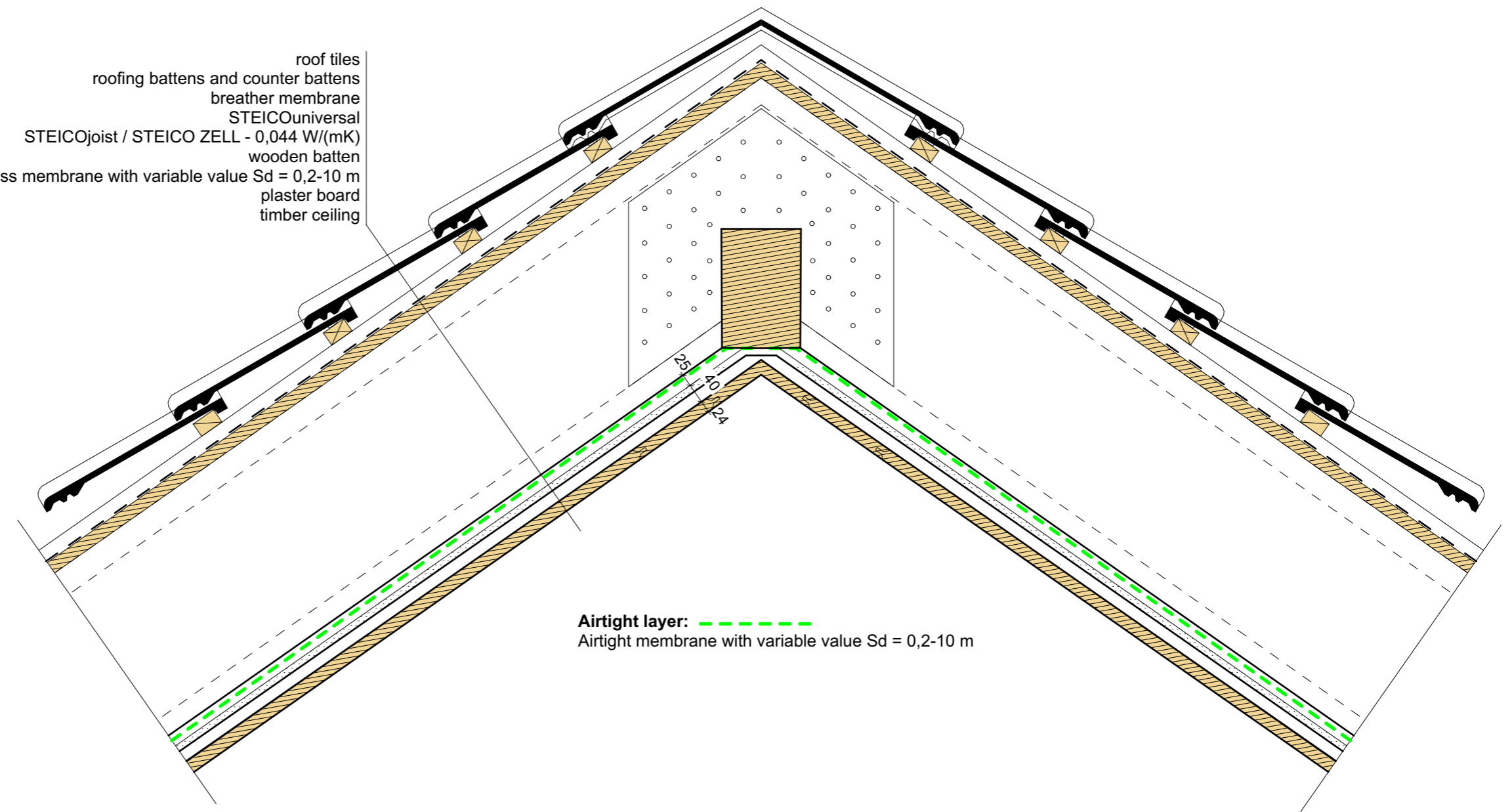
PH CERTIFICATION

ROVE 01

Roof Verge (I-beam), Dach Ortgang (I-Träger)



- roof tiles
- roofing battens and counter battens
- breather membrane
- STEICOuniversal
- STEICOjoist / STEICO ZELL - 0,044 W/(mK)
- wooden batten
- airtightness membrane with variable value $S_d = 0,2-10$ m
- plaster board
- timber ceiling



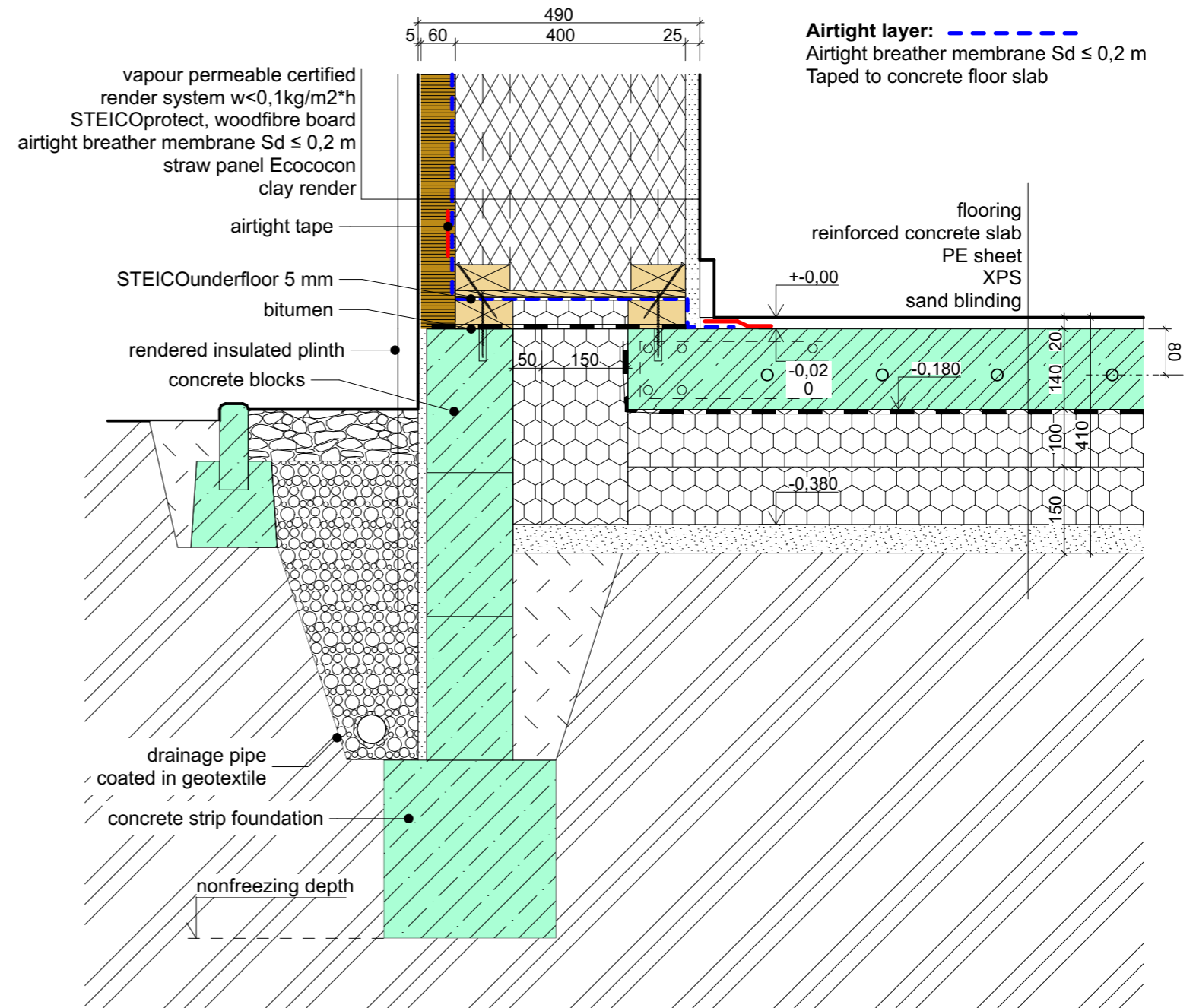
Airtight layer: - - - - -
 Airtight membrane with variable value $S_d = 0,2-10$ m


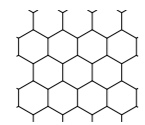
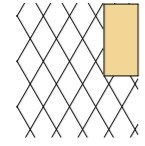
PH CERTIFICATION

RORI 01

Roof Ridge (I-beams), Dach First (I-Träger)





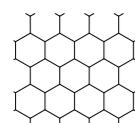
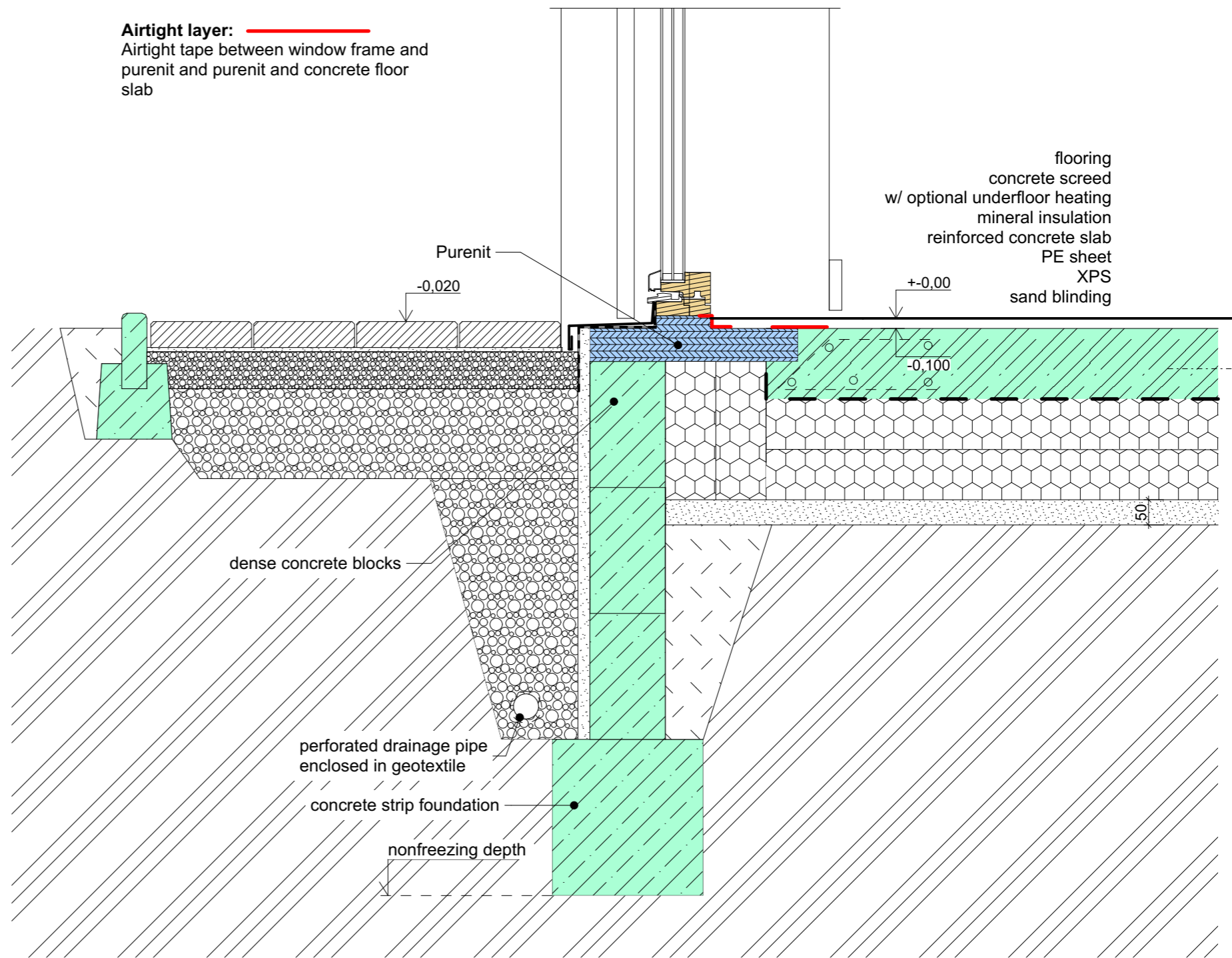
-  0,050 W/(mK) - Steico Protect Typ H 60mm
-  0,037 W/(mK) - XPS (Extruded Polystyrene)
-  0,0645 W/(mK) - Straw/Wood Ecococon Panel

PH CERTIFICATION

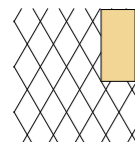
FSEW 01

Floorslab-Wall, Bodenplatte-Wand





0,037 W/(mK) - XPS (Extruded Polystyrene)



0,0645 W/(mK) - Straw/Wood Ecococon Panel



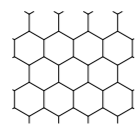
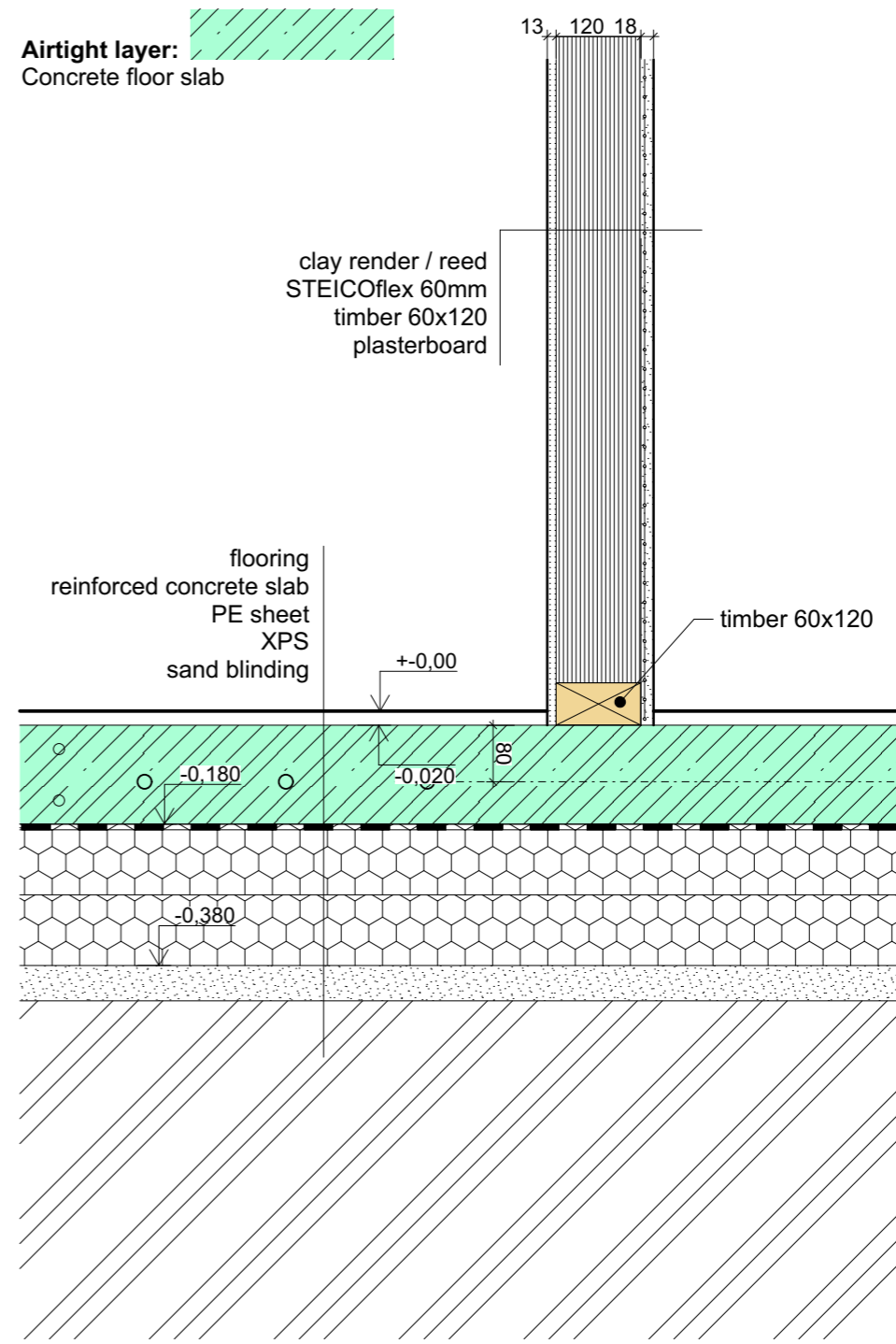
0,086 W/(mK) - Purenit 500 M

PH CERTIFICATION

WITH 01

Threshold, Schwelle





0,037 W/(mK) - XPS (Extruded Polystyrene)

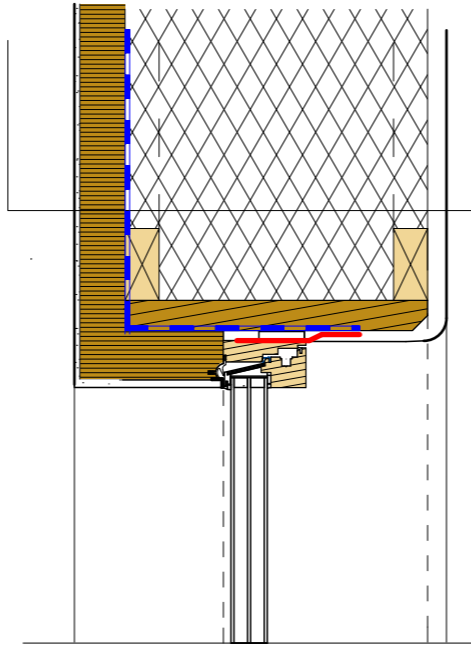
PH CERTIFICATION

FSIW 01

Floor slab - Interior Wall, Bodenplatte - Innenwand



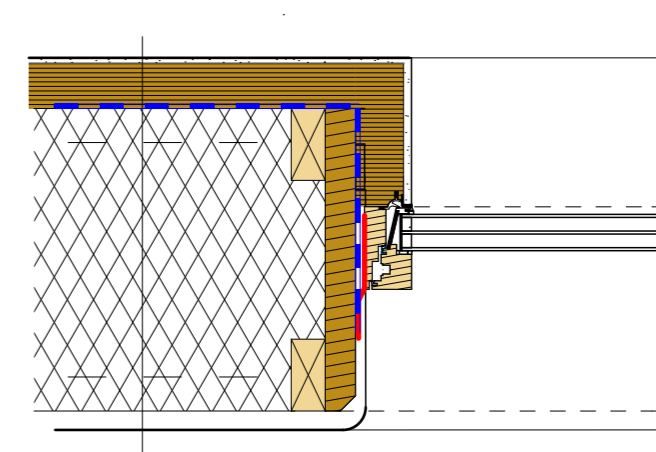
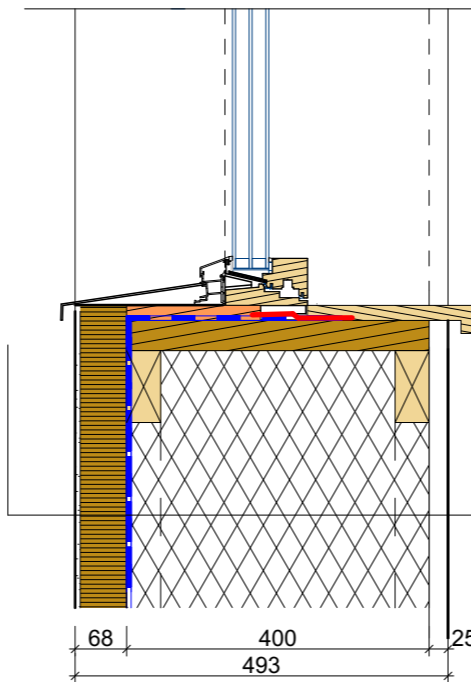
vapour permeable certified render system $w < 0,1 \text{ kg/m}^2 \cdot \text{h}$
 STEICOprotect, woodfibre board
 airtight breather membrane $S_d \leq 0,2 \text{ m}$
 straw panel Ecococon
 clay render



Airtight layer: - - - - -
 Airtight breather membrane $S_d \leq 0,2 \text{ m}$

Airtight layer: —————
 Airtight tape beteen frame and membrane

vapour permeable certified render system $w < 0,1 \text{ kg/m}^2 \cdot \text{h}$
 STEICOprotect, woodfibre board
 airtight breather membrane $S_d \leq 0,2 \text{ m}$
 straw panel Ecococon
 clay render



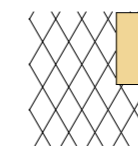
vapour permeable certified render system $w < 0,1 \text{ kg/m}^2 \cdot \text{h}$
 STEICOprotect, woodfibre board
 airtight breather membrane $S_d \leq 0,2 \text{ m}$
 straw panel Ecococon
 clay render



0,055 W/(mK) - Agepan THD Static 40mm



0,050 W/(mK) - Steico Protect Typ H 60mm



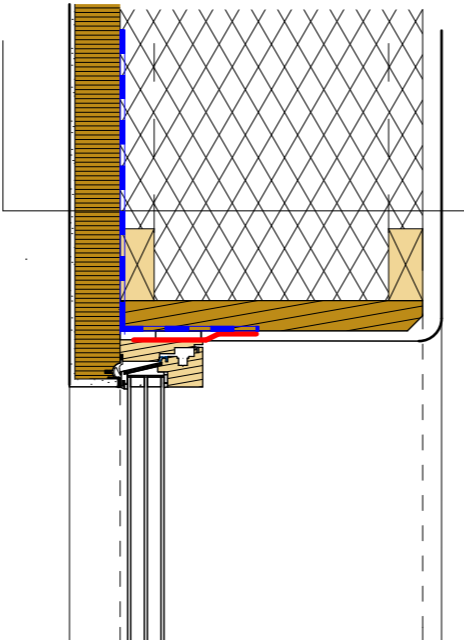
0,0645 W/(mK) - Straw/Wood Ecococon Panel

PH CERTIFICATION
WIBO 01, WITO 01, WISI 01

Smartwin Solar - Wall connection 01



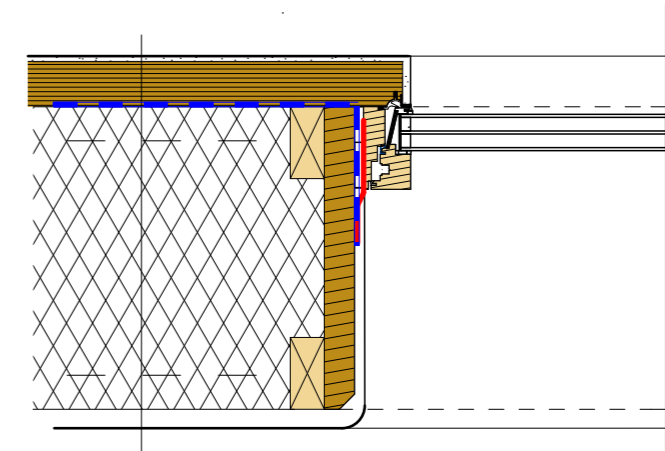
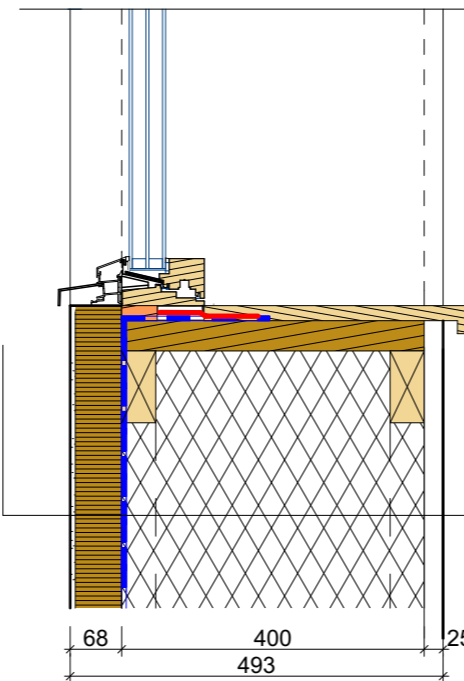
vapour permeable certified render system $w < 0,1 \text{ kg/m}^2 \cdot \text{h}$
 STEICOprotect, woodfibre board
 airtight breather membrane $S_d \leq 0,2 \text{ m}$
 straw panel Ecococon
 clay render






Airtight layer: - - - - -
 Airtight breather membrane $S_d \leq 0,2 \text{ m}$

Airtight layer: —————
 Airtight tape between frame and membrane

vapour permeable certified render system $w < 0,1 \text{ kg/m}^2 \cdot \text{h}$
 STEICOprotect, woodfibre board
 airtight breather membrane $S_d \leq 0,2 \text{ m}$
 straw panel Ecococon
 clay render



vapour permeable certified render system $w < 0,1 \text{ kg/m}^2 \cdot \text{h}$
 STEICOprotect, woodfibre board
 airtight breather membrane $S_d \leq 0,2 \text{ m}$
 straw panel Ecococon
 clay render

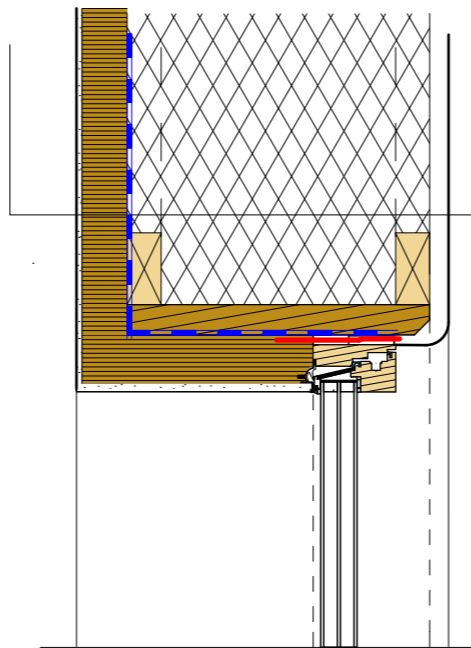
-  0,055 W/(mK) - Agepan THD Static 40mm
-  0,050 W/(mK) - Steico Protect Typ H 60mm
-  0,0645 W/(mK) - Straw/Wood Ecococon Panel

PH CERTIFICATION
WIBO 02, WITO 02, WISI 02

Smartwin Solar - Wall connection 02



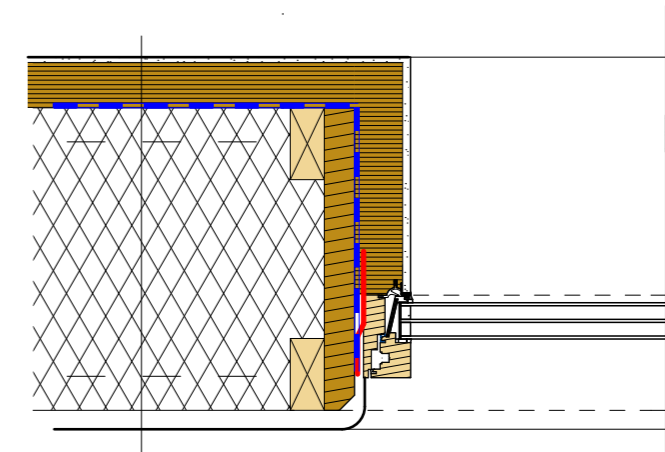
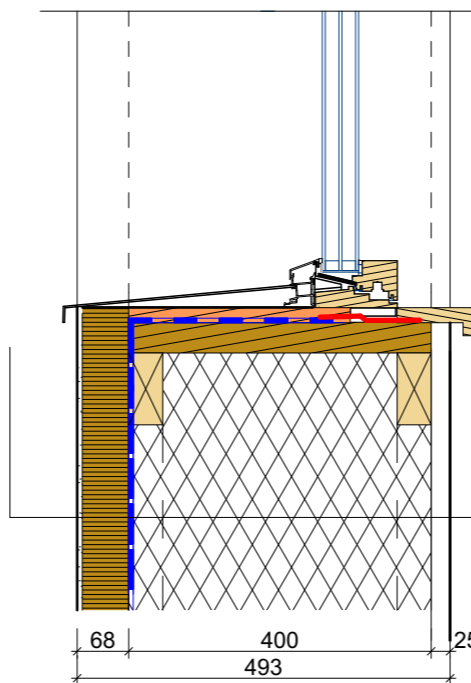
vapour permeable certified render system $w < 0,1 \text{ kg/m}^2 \cdot \text{h}$
 STEICOProtect, woodfibre board
 airtight breather membrane $S_d \leq 0,2 \text{ m}$
 straw panel Ecococon
 clay render






Airtight layer: - - - - -
 Airtight breather membrane $S_d \leq 0,2 \text{ m}$

Airtight layer: _____
 Airtight tape between frame and membrane

vapour permeable certified render system $w < 0,1 \text{ kg/m}^2 \cdot \text{h}$
 STEICOProtect, woodfibre board
 airtight breather membrane $S_d \leq 0,2 \text{ m}$
 straw panel Ecococon
 clay render



vapour permeable certified render system $w < 0,1 \text{ kg/m}^2 \cdot \text{h}$
 STEICOProtect, woodfibre board
 airtight breather membrane $S_d \leq 0,2 \text{ m}$
 straw panel Ecococon
 clay render

-  0,055 W/(mK) - Agepan THD Static 40mm
-  0,050 W/(mK) - Steico Protect Typ H 60mm
-  0,0645 W/(mK) - Straw/Wood Ecococon Panel

PH CERTIFICATION
WIBO 03, WITO 03, WISI 03

Smartwin Solar - Wall connection 03

